

Liebherr refrigeration is available at retailers who will help you make the right choice!



Sales manual for specialist kitchen and furniture dealers 2009



Everything you need to know about refrigeration from Liebherr can be found in our main catalogues. Additional specialist brochures are available and contain extensive information about their particular category.

Your dealer will be pleased to provide you with all the advice you need to select the right Liebherr appliance.



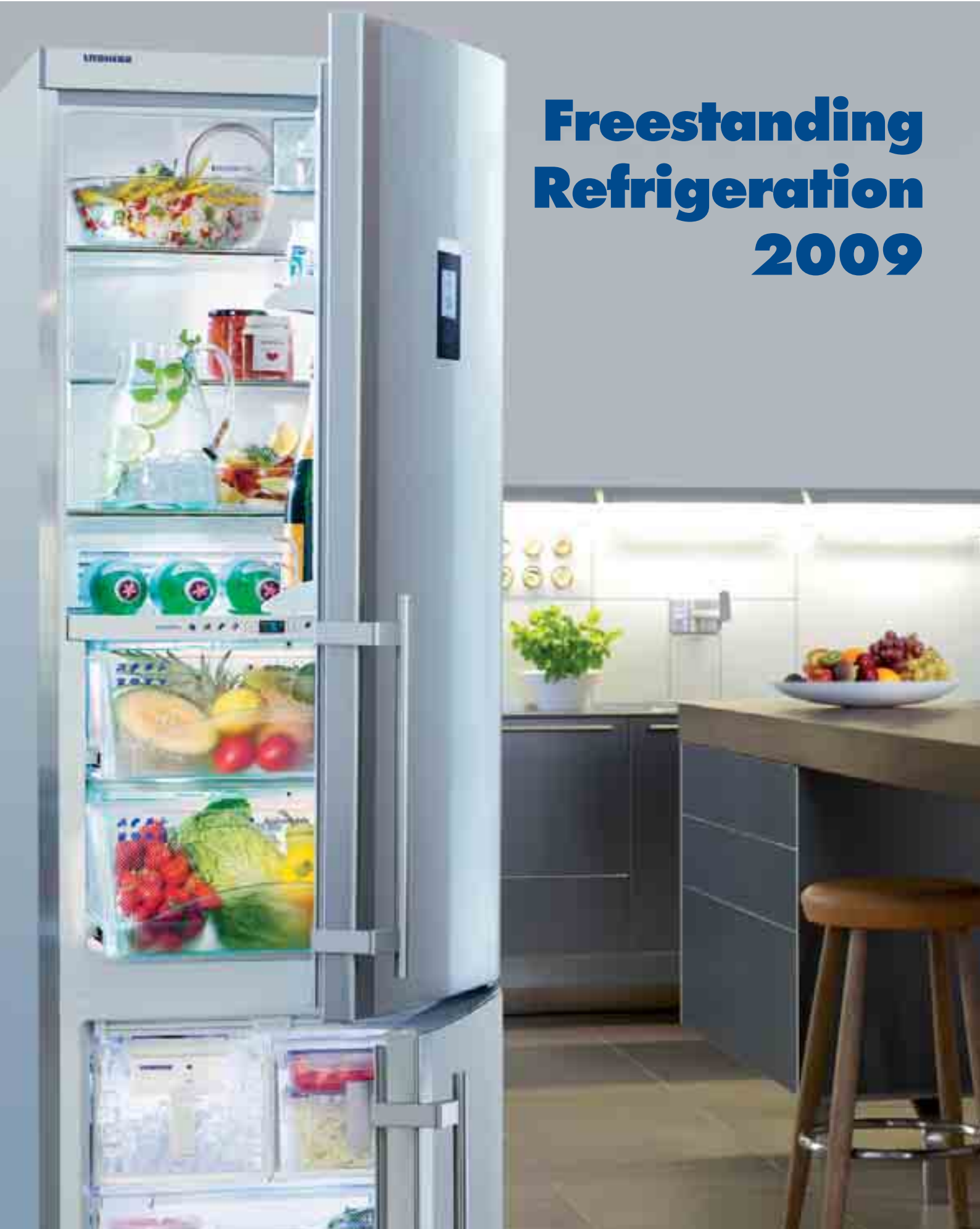
Liebherr Domestic Appliances - Online Advice

At www.liebherr.com you can quickly find advice and help online. The site will guide you to the appliance to suit your personal needs. Ideas, modern design and well thought out solutions for optimal convenience are the hallmarks of the comprehensive range of Liebherr domestic appliances. The range includes table-height and upright fridges, fridge-freezers, table-height and upright freezers and chest freezers. For drinks, you will find wine storage and multi-temperature wine cabinets, as well as fridges and freezers for commercial use. Liebherr domestic appliances are the symbol of the highest quality in Europe and beyond.



Subject to modification. Printed in Germany by Bechtle. 6383/25.0/01.09

Freestanding Refrigeration 2009





Innovative ideas in outstanding design and superior quality

Individuality in home furnishing is more than just a trend; it is part of a modern lifestyle. Your own kitchen is just the right place to realise your ideas and fulfil your dreams. An imaginative combination of materials, colours and shapes creates a place of pleasure and distinctive charm.

Illustration:
CBNes 3967



BioFresh appliances

BioFresh fridge-freezers	4
BioFresh refrigerators	7



Fridge-freezers

NoFrost fridge-freezers	10
NoFrost and SmartFrost fridge-freezers	18
Top mount fridge-freezers	28



Upright fridges



Table-height fridges



**Side-by-Side
fridge-freezers**



Upright freezers

NoFrost freezers	56
SmartFrost freezers	60
Table-height freezers	62



Chest freezers



**Multi-temperature
and wine
storage cabinet**

BioFreshPlus fridge-freezer

Bio Fresh Plus At a temperature of just above 0°C, the humidity of both drawers can be set for DrySafe or HydroSafe use. The low humidity **DrySafe** is ideal for storing meat, fish and dairy products. Fruit and vegetables are best kept in the **HydroSafe** with a high level of humidity.



The new **BioFreshPlus** technology provides yet more flexibility for tailored storage. The separate BioFreshPlus electronic control system means, for example, that the temperature in the top drawer can be lowered to -2°C for storing fish. Together with the DrySafe setting, fish is kept fresh even longer.



Exotic fruits find ideal storage conditions in the top adjustable safe at +6°C and a high level of humidity.



In the PremiumPlus appliances the BioFresh compartments have **LED lighting**, ensuring an ideal, clear view of the food stored inside. The LED lighting is elegantly integrated into the side wall for a flush finish.



Illustration:
CBNes 3967



The **integrated glass shelf** can be used as a storage area. Alternatively, the bottle shelf can be used by stowing the glass shelf underneath. Should you need to store very tall bottles, the bottle rack in the inner door can be moved upwards allowing the entire depth of the appliance to be used.



The new **electronic LCD display** is an innovative design feature. Clear menu navigation and a Touch-electronic control system provides yet more information for tailored storage conditions. The **Touch-electronic navigation** ensures easy selection and use of the numerous control functions.



The **SoftSystem** feature provides added safety and convenience. Integrated on the door, the SoftSystem cushions movement when the door is closed. This SoftSystem ensures that the door closes gently even when fully loaded. The door closes automatically from an opening angle of approximately 45 °.

Electronic control system

- LCD display in door with Touch-electronic
- Automatic SuperCool function
- Quantity controlled automatic SuperFrost
- Visual alarm for mains, SuperCool, SuperFrost, FrostControl and Child Lock
- Audible and visual temperature alarm
- Audible door alarm

Fridge compartment

- Forced air cooling
- GlassLine storage shelves - 1 sectioned, with slide under half shelf option
- GlassLine storage racks with dividers
- Egg tray
- Easy-to-use, removable VarioBoxes

BioFreshPlus compartment

- Automatic defrosting, forced air cooling
- BioFreshPlus, adjustable temperature range -2° C for fish and sea food, 0° C for fruit, vegetable, meat and dairy products, +6° C for tropical fruits for optimal, longer storage
- BioFresh-Safe on telescopic rails with adjustable humidity, for use as DrySafe or HydroSafe

NoFrost freezer compartment with IceMaker

- Forced air cooling
- FrostSafe system with completely enclosed transparent drawers
- VarioSpace with removable drawers and intervening glass shelves

Features

- Slimline door handle with integrated opening mechanism
- Reversible doors
- Flush with wall and with front ventilation suitable for installation in a row of kitchen units
- Height adjustable feet at front, castors and handles at back



BioFreshPlus fridge-freezer

Total net capacity	Fridge compartment
	Including BioFresh compartment
Energy efficiency class (kWh in 365 days)	Freezer compartment
Climate rating	
Exterior dimensions in cm (h/w/d)	
Separately adjustable cooling circuits	
Finish	

CBNes 3967 PremiumPlus



241 litre
81 litre
85 litre
<A> (336 kWh)
SN-T
201.1/60/63
3
stainless steel

BioFresh fridge-freezers and refrigerators

Electronic control system

- LCD display in door (CBNes 5067) with Touch electronic (CBN(es) 3956, CBN 3656)
- MagicEye with Touch-electronic with KB models
- Automatic SuperCool function
- Control lamps for mains, alarm and SuperCool
- Audible door alarm

Additional with CBN(es) models

- Quantity controlled automatic SuperFrost
- Control lamps for SuperFrost, FrostControl and Child Lock
- Audible and visual temperature alarm

Fridge compartment

- Forced air cooling
- GlassLine storage shelves - 1 sectioned, with slide under half shelf option
- GlassLine storage racks with dividers
- Egg tray

BioFresh compartment

- Automatic defrosting, forced air cooling
- BioFresh-Safe on telescopic rails with adjustable humidity, for use as DrySafe or HydroSafe

NoFrost freezer compartment (CBN(es))

- Forced air cooling
- FrostSafe system with completely enclosed transparent drawers
- VarioSpace with removable drawers and intervening glass shelves

Features

- Slimline door handle with integrated opening mechanism
- Reversible doors
- Flush with wall and with front ventilation suitable for installation in a row of kitchen units
- Height adjustable feet at front, castors and handles at back



The elegant, high precision **MagicEye control** unit featuring the innovative **Touch-electronic control** concept ensures that the selected temperatures are kept to the very degree required. The Touch-electronic panel makes the control of all the functions easy and convenient to use.



The **BioFresh drawers** provide the perfect climate for keeping your food fresher for longer. With the temperature maintained just above 0°C and an ideal humidity level, fruit, vegetables, meat and fish retain their healthy vitamins, their delicate flavour and their attractive appearance for up to three times longer.



Liebherr's **NoFrost** appliances provide expert refrigeration technology for securing long-term freshness. The food is frozen with chilled forced air and any humidity that is generated is quickly expelled. As a result, the freezer is free from ice and the food never frosts over. With NoFrost defrosting is a thing of the past.



BioFresh fridge-freezers and refrigerators		CBNes 5067 Premium		CBNes 3956 Premium		CBN 3656 Premium		KBes 4260 Premium		KB 3660 Premium	
Total net capacity		303 litre		243 litre		243 litre		358 litre		311 litre	
		103 litre		86 litre		86 litre		117 litre		117 litre	
		119 litre		89 litre		55 litre					
Energy efficiency class (kWh in 365 days)		<A> (460 kWh)		<A> (341 kWh)		<A> (307 kWh)		<A> (169 kWh)		<A> (163 kWh)	
Climate rating		SN-T		SN-T		SN-T		SN-T		SN-T	
Exterior dimensions in cm (h/w/d)		200/75/63		201.1/60/63		181.7/60/63		185.2/60/63		165.5/60/63	
Separately adjustable cooling circuits		2		2		2		1		1	
Finish		stainless steel		CBNes 3956 in stainless steel CBN 3956 in white		white		KBes 4260 in stainless steel KB 4260 in white		white	



Type/model numbers	CBNes 3967 PremiumPlus	CBNes 5067 Premium	CBNes 3956 Premium	CBN 3956 Premium	CBN 3656 Premium	KBes 4260 Premium	KB 4260 Premium	KB 3660 Premium
Model classification ¹	10	10	10	10	10	10	10	10
Energy efficiency class	<A>	<A>	<A>	<A>	<A>	<A>	<A>	<A>
Energy consumption in 365 days	336 kWh	460 kWh	341 kWh	341 kWh	307 kWh	169 kWh	169 kWh	163 kWh
Total net capacity	326 litre	422 litre	332 litre	332 litre	298 litre	358 litre	358 litre	311 litre
Fridge compartment	241 litre	303 litre	243 litre	243 litre	243 litre	358 litre	358 litre	311 litre
Including BioFresh compartment	81 litre	103 litre	86 litre	86 litre	86 litre	117 litre	117 litre	117 litre
Freezer compartment	85 litre	119 litre	89 litre	89 litre	55 litre	—	—	—
Star coding ²	*****	*****	*****	*****	*****	—	—	—
Storage time during malfunctions	30 h	21 h	30 h	30 h	20 h	—	—	—
Freezing capacity in 24 hours	14 kg	10 kg	14 kg	14 kg	8 kg	—	—	—
Climate rating ³	SN-T	SN-T	SN-T	SN-T	SN-T	SN-T	SN-T	SN-T
Voltage	220-240 V	220-240 V	220-240 V	220-240 V	220-240 V	220-240 V	220-240 V	220-240 V
Connection rating	1.0 A	1.5 A	1.0 A	1.0 A	1.0 A	0.8 A	0.8 A	0.8 A
Fridge compartment								
Defrosting	Automatic	Automatic	Automatic	Automatic	Automatic	Automatic	Automatic	Automatic
Interior light	LED light column	Premium	Premium	Premium	Premium	Premium	Premium	Premium
BioFresh-Safes	2	2	2	2	2	3	3	3
BioFreshPlus, adjustable	•	—	—	—	—	—	—	—
BioFresh light	LED	—	—	—	—	—	—	—
Exotic fruit compartment	—	•	—	—	—	—	—	—
Bottle shelf	integrated, for variable use	Bottle rack	integrated, for variable use	integrated, for variable use	integrated, for variable use	integrated, for variable use	integrated, for variable use	integrated, for variable use
Door interior	GlassLine	GlassLine	GlassLine	GlassLine	GlassLine	GlassLine	GlassLine	GlassLine
VarioBoxes	•	—	•	•	•	•	•	•
Freezer compartment								
Defrosting	Automatic	Automatic	Automatic	Automatic	Automatic	—	—	—
Cold storage accumulators	2	2	2	2	2	—	—	—
Freezer tray	•	—	•	•	•	—	—	—
IceMaker	fixed water connection ⁴	fixed water connection ⁴	—	—	—	—	—	—
Ice cube capacity in 24 hours	0.8 kg	1.0 kg	—	—	—	—	—	—
Ice cube stock	1.5 kg	1.5 kg	—	—	—	—	—	—
Dimensions								
Height x Width	201.1 x 60 cm	200 x 75 cm	201.1 x 60 cm	201.1 x 60 cm	181.7 x 60 cm	185.2 x 60 cm	185.2 x 60 cm	165.5 x 60 cm
Depth incl. distance from wall	63 cm	63 cm	63 cm	63 cm	63 cm	63 cm	63 cm	63 cm
Features								
Interface	HomeDialog	HomeDialog	HomeDialog	HomeDialog	HomeDialog	HomeDialog-ready	HomeDialog-ready	HomeDialog-ready
SmartSteel	•	—	•	—	—	•	—	—
SoftSystem	•	—	—	—	—	—	—	—
Design	SwingLine	SwingLine	SwingLine	SwingLine	SwingLine	SwingLine	SwingLine	SwingLine

1

Model classification 10: BioFresh fridge-freezers
Model classification 10: BioFresh refrigerators

2

***** freezer compartment with -18 °C or colder

3

Climate Ratings:
SN +10 °C to +32 °C
N +16 °C to +32 °C

ST +16 °C to +38 °C
T +16 °C to +43 °C

4

IceMaker - automatic ice-cube maker (can be switched off) with fixed water connection and solenoid valve (needs to be plumbed in)

NoFrost fridge-freezers



NoFrost

Liebherr's NoFrost appliances provide expert refrigeration technology for securing long-term freshness. The food is frozen with chilled forced air and any humidity that is generated is quickly expelled. As a result, the freezer is always free from ice and the food never frosts over. With NoFrost defrosting is a thing of the past.



Premium electronic control system

The elegant, high-precision MagicEye control unit featuring the innovative Touch-electronic control concept is integrated in the door being visible at all times. It ensures that the selected temperatures are kept to the very degree required. The Touch-electronic panel makes the control of all the functions easy and convenient.



Premium ceiling lighting

The elegant Premium ceiling lighting with satined glass cover is integrated in the ceiling to form a harmonious synthesis with the appliance design. It provides pleasant, bright lighting conditions, illuminating the entire interior with a high intensity of light.



SmartSteel

Nearly all the stainless steel doors come with a SmartSteel surface. SmartSteel significantly reduces the visibility of finger marks and thanks to the high-quality finish of the stainless steel, is very easy to clean and far more scratch-resistant.



GlassLine interior

The elegant GlassLine interior is tough, scratch resistant and easy-to-clean. The attractive stainless steel trims on the Premium appliances enhance the overall harmonious look.



VarioBoxes

The removable VarioBoxes, designed for convenient storage, can be rearranged in the door interior to suit your requirements. VarioBoxes hang on a steel rod and are detachable.

Illustration:
CNes 4056

NoFrost fridge-freezers

Electronic control system

- LCD display in door with Touch-electronic
- Automatic SuperCool function
- Quantity controlled automatic SuperFrost
- Control lamps for mains, alarm, SuperCool, SuperFrost, FrostControl and Child Lock
- Audible and visual temperature alarm
- Audible temperature alarm

Fridge compartment

- Forced air cooling
- GlassLine storage shelves - 1 sectioned, with slide under half shelf option
- GlassLine storage racks with dividers
- Fruit and vegetable bins
- Egg tray

NoFrost freezer compartment

- Forced air cooling
- FrostSafe system with completely enclosed transparent drawers
- VarioSpace with removable drawers and intervening glass shelves

Features

- Slimline door handles with integrated opening mechanism
- Reversible doors
- Flush with wall and with front ventilation, suitable for installation in a row of kitchen units
- Height adjustable feet at front, castors and handles at back



The elegant **GlassLine interior** is tough, scratch resistant and easy-to-clean. The storage shelves are in satin finish glass. The attractive stainless steel trims on the Premium appliances enhance the overall harmonious look.



The **bottle shelf** is the practical and elegant answer for storing drinks. As many as 5 bottles can be neatly stored here.



The **transparent vegetable bins** running on rollers are designed to form a harmonious synthesis with the interior and provide a clear view of the stored food. Sliding out effortlessly on the roller system.



NoFrost fridge-freezers		CNes 4056 Premium	CN 4056 Premium	CN 3956 Premium	CNes 3556 Premium	CN 3556 Premium
Total net capacity	Fridge compartment	275 litre	275 litre	225 litre	225 litre	225 litre
	Freezer compartment	89 litre	89 litre	123 litre	89 litre	89 litre
Energy efficiency class (kWh in 365 days)		<A> (317.5 kWh)	<A> (317.5 kWh)	<A> (335.8 kWh)	<A> (302.9 kWh)	<A> (302.9 kWh)
Climate rating		SN-T	SN-T	SN-T	SN-T	SN-T
Exterior dimensions in cm (h/w/d)		201.1/60/63	201.1/60/63	201.1/60/63	181.7/60/63	181.7/60/63
Separately adjustable cooling circuits		2	2	2	2	2
Finish		stainless steel	white	white	stainless steel	white

NoFrost fridge-freezers

Electronic control system

- MagicEye with LED temperature display
- Audible and visual temperature alarm
- Audible door alarm
- Time-controlled automatic SuperFrost
- Control lamps for mains, alarm and SuperFrost

Fridge compartment

- Forced air cooling
- GlassLine storage shelves - 1 sectioned with slide under half shelf option
- Egg tray
- Fruit and vegetable bins

NoFrost freezer compartment

- Forced air cooling
- FrostSafe system with completely enclosed transparent drawers
- VarioSpace with removable drawers and intervening glass shelves

Features

- Slimline door handle with integrated opening mechanism (except CNesf 3033)
- Reversible doors
- Flush with wall and with front ventilation suitable for installation in a row of kitchen units
- Height adjustable feet at front, castors and handles at back



The **MagicEye control** keeps the temperature at exactly the level you select. It is simple and convenient to use. The **automatic SuperFrost** function quickly reduces the temperature to freeze your food while preserving the vitamins.



The **Comfort ceiling lighting** bathes the entire interior in bright light. This gives you an unparalleled view of the inside of the appliance.



Nearly all the stainless steel doors come with a **SmartSteel** surface. SmartSteel significantly reduces the visibility of finger marks and thanks to the high-quality finish of the stainless steel, is very easy to clean and far more scratch-resistant.

NoFrost fridge-freezers		CNesf 5113 Comfort		CNes 4013 Comfort		CN 3913 Comfort		CN 3513 Comfort		CNesf 3033 Comfort	
		 		 		 		 			
Total net capacity	Fridge compartment	327 litre		280 litre		231 litre		231 litre		197 litre	
	Freezer compartment	115 litre		89 litre		123 litre		89 litre		79 litre	
Energy efficiency class (kWh in 365 days)		<A> (365 kWh)		<A> (326 kWh)		<A> (341 kWh)		<A> (307 kWh)		<A> (354 kWh)	
Climate rating		SN-T		SN-T		SN-T		SN-T		SN-ST	
Exterior dimensions in cm (h/w/d)		202/75/63		201.1/60/63		201.1/60/63		181.7/60/63		180/55/62.8	
Separately adjustable cooling circuits		2		2		2		2		2	
Finish		CNesf 5113 in stainless steel front		CNes 4013 in stainless steel		white		white		stainless steel front	
		CN 5113 in white		CN 4013 in white							

[illegible]

1 Model classification 7: Fridge-freezers (4-star freezer compartment)

2 ******* freezer compartment with -18 °C or colder

3	Climate Ratings:	SN	+10 °C to +32 °C	ST	+16 °C to +38 °C
		N	+16 °C to +32 °C	T	+16 °C to +43 °C



Illustration:
CUNesf 3513

NoFrost and SmartFrost fridge-freezers



NoFrost

The NoFrost fridge-freezer from Liebherr provides freezing performance of a professional quality for safe, long term storage. Effectively keeping the freezer section constantly frost free. With NoFrost technology you will never have to defrost your fridge-freezer again.



Electronic control system

The **MagicEye control** keeps the temperature at exactly the level you select. It is simple and convenient to use. The **automatic SuperFrost function** quickly reduces the temperature to freeze your food while preserving the vitamins.



Comfort ceiling lighting

The Comfort ceiling lighting bathes the entire interior in bright light. This gives you an unparalleled view of the inside of the appliance and allows easy access to stored food.



Comfort GlassLine

Models in the Comfort range come with Comfort GlassLine: high-quality glass equipment for the door interior. Comfort GlassLine features are the base made of satin-finish safety glass, railings and an elegant plastic surround. The can and bottle racks have a variably adjustable holder for secure storage of the food in the door interior.



Bottle shelf

The bottle shelf is the practical and elegant answer for storing drinks. As many as five bottles can be chilled and stored neatly.



VarioSpace

Freezer drawers and glass shelves can be removed. VarioSpace - the practical storage solutions for larger produce.

NoFrost fridge-freezers

Electronic control system

- MagicEye with LED display
- Time-controlled automatic SuperFrost
- Control lamps for mains, alarm and SuperFrost
- Audible and visual temperature alarm
- Audible door alarm

Fridge compartment

- GlassLine storage shelves - 1 sectioned with slide under half shelf option
- Comfort GlassLine door rack with glass shelf and plastic frame
- Egg tray
- Fruit and vegetable bins

NoFrost freezer compartment

- FrostSafe system with completely enclosed transparent drawers
- VarioSpace with removable drawers and intervening glass shelves

Features

- Slimline door handles with integrated opening mechanism
- Reversible doors
- Flush with wall and with front ventilation, suitable for installation in a row of kitchen units
- Height adjustable feet at front, castors and handles at back



The **NoFrost** fridge-freezer from Liebherr provides freezing performance of a professional quality for safe, long term stroage. Effectively keeping the freezer section constantly frost free. With NoFrost technology you will never have to defrost your fridge-freezer again.






Nearly all the stainless steel doors come with a **SmartSteel** surface. SmartSteel significantly reduces the visibility of finger marks and, thanks to the high-quality finish of the stainless steel, it is very easy to clean and also far more scratch-resistant.



The **slimline door handles** with integrated opening mechanism in stainless steel or white are fitted at a convenient height for easy opening.



NoFrost fridge-freezers		CUN 4013 Comfort	CUNesf 3913 Comfort	CUN 3913 Comfort
				
Total net capacity	Fridge compartment	282 litre	232 litre	232 litre
	Freezer compartment	89 litre	123 litre	123 litre
Energy efficiency class (kWh in 365 days)		<A> (365 kWh)	<A> (375.9 kWh)	<A> (375.9 kWh)
Climate rating		SN-ST	SN-ST	SN-ST
Exterior dimensions in cm (h/w/d)		201.1/60/63	201.1/60/63	201.1/60/63
Separately adjustable cooling circuits		1	1	1
Finish		white	stainless steel front	white

NoFrost fridge-freezers

Electronic control system

- MagicEye with LED display
- Time-controlled automatic SuperFrost
- Control lamps for mains, alarm and SuperFrost
- Audible door alarm
- Audible and visual temperature alarm

Fridge compartment

- GlassLine storage shelves - 1 sectioned, with slide under half shelf option
- Comfort GlassLine door rack with glass shelf and plastic frame
- Egg tray
- Fruit and vegetable bins

NoFrost freezer compartment

- FrostSafe system with completely enclosed transparent drawers
- VarioSpace with removable drawers and intervening glass shelves

Features

- Reversible doors
- Height adjustable feet at front, castors and handles at back
- Flush with wall and with front ventilation suitable for installation in a row of kitchen units
- Slimline door handels with integrated opening mechanism with 60 cm models



The **bottle shelf** is the practical and elegant answer for storing drinks. As many as 5 bottles can be chilled and stored neatly.



Comfort ceiling lighting
The Comfort ceiling lighting bathes the entire interior in bright light. This gives you an unparalleled view of the inside of the appliance and its contents.



Vegetable compartment
The vegetable compartment provides plenty of room for storing fruit and vegetables. It is practical and easy-to-clean.



NoFrost fridge-freezers	
Total net capacity	Fridge compartment
	Freezer compartment
Energy efficiency class (in 365 days)	
Climate rating	
Exterior dimensions in cm (h/w/d)	
Separately adjustable cooling circuits	
Finish	

CUNesf 3513 Comfort	CUN 3513 Comfort	CUN 3113 Comfort	CUN 3033 Comfort
			
232 litre	232 litre	183 litre	199 litre
89 litre	89 litre	89 litre	79 litre
<A> (346.7 kWh)	<A> (346.7 kWh)	<A> (324.8 kWh)	<A> (354 kWh)
SN-ST	SN-ST	SN-ST	SN
181.7/60/63	181.7/60/63	162.3/60/63	180/55/62.8
1	1	1	1
stainless steel front	white	white	white

SmartFrost fridge-freezers

Fridge compartment

- GlassLine storage shelves – 1 sectioned, with slide under half shelf option
- Comfort GlassLine door rack with glass shelf and plastic frame
- Egg tray
- Fruit and vegetable bins

SmartFrost freezer compartment

- FrostSafe system with completely enclosed transparent drawers
- VarioSpace with removable drawers and intervening glass shelves

Features

- Ergonomic slimline door handle
- Reversible doors
- Flush with wall and with front ventilation suitable for installation in a row of kitchen units
- Height adjustable feet at front, castors and handles at back



SmartFrost system. Liebherr's SmartFrost technology freezes food faster, reducing ice build up by 50%, making defrosting easier and quicker. With a smooth liner for easier cleaning.



Freezer drawers and glass shelves can be removed. **VarioSpace** - the practical storage solutions for larger produce.











Models in the Comfort range now feature **Comfort GlassLine**: high quality glass shelving for the door interior. Comfort GlassLine comprises a robust satin finished safety glass shelf, railings and an elegant plastic surround. The can/bottle racks have a variably adjustable holder for secure storage.



SmartFrost fridge-freezers

Total net capacity	Fridge compartment
	Freezer compartment
Energy efficiency class (in 365 days)	
Climate rating	
Exterior dimensions in cm (h/w/d)	
Separately adjustable cooling circuits	
Finish	

CUP 3021 Comfort	CUPesf 2721 Comfort	CUP 2721 Comfort	CUP 2221 Comfort
 	 	 	 
199 litre	199 litre	199 litre	142 litre
85 litre	54 litre	54 litre	54 litre
<A> (262 kWh)	<A> (239 kWh)	<A> (239 kWh)	<A> (219 kWh)
SN-ST	SN-ST	SN-ST	SN-ST
180/55/62.8	160/55/62.8	160/55/62.8	136/55/62.8
1	1	1	1
white	stainless steel front	white	white



Type/model numbers	CUN 4013 Comfort	CUNesf 3913 Comfort	CUN 3913 Comfort	CUNesf 3513 Comfort	CUN 3513 Comfort	CUN 3113 Comfort	CUN 3033 Comfort	CUP 3021 Comfort	CUPesf 2721 Comfort	CUP 2721 Comfort	CUP 2221 Comfort
Model classification ¹	7	7	7	7	7	7	7	7	7	7	7
Energy efficiency class	<A>	<A>	<A>	<A>	<A>	<A>	<A>	<A>	<A>	<A>	<A>
Energy consumption in 365 days	365 kWh	375.9 kWh	375.9 kWh	346.7 kWh	346.7 kWh	324.8 kWh	354 kWh	262 kWh	239 kWh	239 kWh	219 kWh
Total net capacity	371 litre	355 litre	355 litre	321 litre	321 litre	272 litre	278 litre	284 litre	253 litre	253 litre	196 litre
Fridge compartment	282 litre	232 litre	232 litre	232 litre	232 litre	183 litre	199 litre	199 litre	199 litre	199 litre	142 litre
Freezer compartment	89 litre	123 litre	123 litre	89 litre	89 litre	89 litre	79 litre	85 litre	54 litre	54 litre	54 litre
Star coding ²	****	****	****	****	****	****	****	****	****	****	****
Storage time during malfunctions	27 h	27 h	27 h	27 h	27 h	27 h	18 h	24 h	15 h	15 h	15 h
Freezing capacity in 24 hours	8 kg	8 kg	8 kg	8 kg	8 kg	8 kg	10 kg	7 kg	7 kg	7 kg	7 kg
Climate rating ³	SN-ST	SN-ST	SN-ST	SN-ST	SN-ST	SN-ST	SN	SN-ST	SN-ST	SN-ST	SN-ST
Voltage	220-240 V	220-240 V	220-240 V	220-240 V	220-240 V	220-240 V	220-240 V	220-240 V	220-240 V	220-240 V	220-240 V
Connection rating	1.0 A	1.0 A	1.0 A	1.0 A	1.0 A	1.0 A	1.0 A	1.0 A	1.0 A	1.0 A	1.0 A
Fridge compartment											
Defrosting	Automatic	Automatic	Automatic	Automatic	Automatic	Automatic	Automatic	Automatic	Automatic	Automatic	Automatic
Interior light	Comfort	Comfort	Comfort	Comfort	Comfort	Comfort	light bulb	light bulb	light bulb	light bulb	light bulb
Bottle shelf	Bottle shelf	Bottle shelf	Bottle shelf	Bottle shelf	Bottle shelf	—	Bottle shelf	Bottle shelf	Bottle shelf	Bottle shelf	—
Door interior	Comfort GlassLine	Comfort GlassLine	Comfort GlassLine	Comfort GlassLine	Comfort GlassLine	Comfort GlassLine	Comfort GlassLine	Comfort GlassLine	Comfort GlassLine	Comfort GlassLine	Comfort GlassLine
Freezer compartment											
Defrosting	Automatic	Automatic	Automatic	Automatic	Automatic	Automatic	Automatic	Manual	Manual	Manual	Manual
NoFrost	•	•	•	•	•	•	•	—	—	—	—
SmartFrost	—	—	—	—	—	—	—	•	•	•	•
CoolPlus	—	—	—	—	—	—	—	•	•	•	•
Cold storage accumulators	2	2	2	2	2	2	—	—	—	—	—
Freezer tray	•	•	•	•	•	•	—	—	—	—	—
Ice cube tray	•	•	•	•	•	•	•	•	•	•	•
Dimensions											
Height x Width	201.1 x 60 cm	201.1 x 60 cm	201.1 x 60 cm	181.7 x 60 cm	181.7 x 60 cm	162.3 x 60 cm	180 x 55 cm	180 x 55 cm	160 x 55 cm	160 x 55 cm	136 x 55 cm
Depth incl. distance from wall	63 cm	63 cm	63 cm	63 cm	63 cm	63 cm	62.8 cm	62.8 cm	62.8 cm	62.8 cm	62.8 cm
Features											
Electronic control	•	•	•	•	•	•	•	—	—	—	—
Slimline door handles with integrated opening mechanism	•	•	•	•	•	•	—	—	—	—	—
SmartSteel	—	•	—	•	—	—	—	—	•	—	—
Design	SwingLine	SwingLine	SwingLine	SwingLine	SwingLine	SwingLine	SwingLine	SwingLine	SwingLine	SwingLine	SwingLine

1

Model classification 7: Fridge-freezers (4-star freezer compartment)

2

**** freezer compartment with -18 °C or colder

3

Climate Ratings:

SN

+10 °C to +32 °C

N

+16 °C to +32 °C

ST

+16 °C to +38 °C

T

+16 °C to +43 °C

Top mount fridge-freezers



NoFrost

The NoFrost fridge-freezer from Liebherr provides freezing performance of a professional quality for safe, long term storage. Effectively keeping the freezer section constantly frost free. With NoFrost technology you will never have to defrost your fridge-freezer again.



Automatic SuperFrost

makes freezing a simple and energy-saving pleasure. It quickly reduces the temperature and creates the cold air required for vitamin-preserving freezing.



Forced air system

The high-performance forced air system ensures rapid cooling of food and an even cooling temperature throughout the entire internal space. Door contact switches turn off the fan when the door is opened, which saves valuable energy and prevents warmer external air from entering the fridge.



GlassLine interior

The elegant GlassLine interior is tough, scratch resistant and easy-to-clean. The storage shelves are in satin finish glass. The attractive stainless steel trims on the Premium appliances enhance the overall harmonious look.



Bottle shelf

The bottle shelf is the practical and elegant answer for storing drinks. As many as 5 bottles can be chilled and stored neatly.



Vegetable compartment

The practical and easy to clean vegetable compartment provides plenty of space for storing fruit and vegetables.

Illustration:
CTNes 4753

Top mount fridge-freezers

Electronic control system

- MagicEye with LED display
- Time-controlled automatic SuperFrost
- Audible and visual temperature alarm (with CTNes 4753)

Fridge compartment

- Forced air cooling
- GlassLine storage shelves – 1 sectioned, with slide under half shelf option
- GlassLine storage racks with dividers (with CTNes 4753)
- Comfort GlassLine door rack with glass shelf and plastic frame (with Comfort models)
- Egg tray
- Fruit and vegetable bins

NoFrost freezer compartment with CTNes 4753

- Automatic defrosting

SmartFrost freezer compartment with CTP models

- Easy defrosting with smooth and easy-to-clean interior

Features


- Slimline door handle with integrated opening mechanism
- Reversible doors
- Flush with wall and with front ventilation, suitable for installation in a row of kitchen units
- Height adjustable feet at front



The elegant **GlassLine interior** is tough, scratch resistant and easy-to-clean. The storage shelves are in satin finished glass. The attractive stainless steel trims enhance the overall harmonious look.



You can freeze fresh food and store frozen food for long periods in appliances with the **4-star freezer compartment**. Temperatures of -18°C and lower ensure food is stored preserving vitamins and minerals.



Liebherr have now redefined energy saving with the innovative **A+** fridges. Use of the latest electronics combined with a highly efficient refrigerating system enables the energy consumption to be significantly reduced. This super energy-saving solution actively contributes to environmental conservation.



Top mount fridge-freezers	CTNes 4753 Premium	CTPesf 3223 Comfort	CTP 3213 Comfort	CTPesf 2913 Comfort
Total net capacity	Fridge compartment 329 litre Freezer compartment 84 litre	236 litre 71 litre	236 litre 71 litre	217 litre 59 litre
Energy efficiency class (in 365 days)	(339.5 kWh)	(197 kWh)	(266 kWh)	(248 kWh)
Climate rating	SN-T	SN-T	SN-ST	SN-ST
Exterior dimensions in cm (h/w/d)	186/75/63	169/60/63	169/60/63	155/60/63
Separately adjustable cooling circuits	1	1	1	1
Finish	stainless steel	stainless steel front	white	stainless steel front

Top mount fridge-freezers

Fridge compartment

- GlassLine storage shelves – 1 sectioned, with slide under half shelf option
- Comfort GlassLine door rack with glass shelf and plastic frame with Comfort models
- Egg tray
- Fruit and vegetable bins

SmartFrost freezer compartment

- Easy defrosting with smooth and easy-to-clean interior
- CoolPlus function

Features

- Reversible doors
- Flush with wall and with front ventilation suitable for installation in a row of kitchen units
- Height adjustable feet at front



SmartFrost system.
Liebherr's SmartFrost technology freezes food faster, reducing ice build up by 50%, making defrosting easier and quicker. With a smooth liner for easier cleaning.



SwingLine
The SwingLine models with side profile are presented in timeless elegance, with the embossed Liebherr logo on the doors adding one more harmonious detail. The slimline handle is fitted at a convenient height for easy opening.



Models in the Comfort range now feature **Comfort GlassLine:** high quality glass shelving for the door interior. Comfort GlassLine comprises a robust satin finished safety glass shelf, railings and an elegant plastic surround. The can/bottle racks have a variably adjustable holder for secure storage.



Top mount fridge-freezers		CT 2841 Comfort	CTesf 2441 Comfort	CT 2441 Comfort	CTesf 2051 Comfort	CT 2051 Comfort
Total net capacity	Fridge compartment	217 litre	183 litre	183 litre	152 litre	152 litre
	Freezer compartment	52 litre	52 litre	52 litre	42 litre	42 litre
Energy efficiency class (in 365 days)		<A> (244 kWh)	<A> (229 kWh)	<A> (229 kWh)	<A> (211 kWh)	<A> (211 kWh)
Climate rating		SN-ST	SN-ST	SN-ST	SN-ST	SN-ST
Exterior dimensions in cm (h/w/d)		157/55/62.9	142.5/55/62.9	142.5/55/62.9	123/55/62.9	123/55/62.9
Separately adjustable cooling circuits		1	1	1	1	1
Finish		white	stainless steel front	white	stainless steel front	white



Type/model numbers	CTNes 4753 Premium	CTPesf 3223 Comfort	CTP 3213 Comfort	CTPesf 2913 Comfort	CT 2841 Comfort	CTesf 2441 Comfort	CT 2441 Comfort	CTesf 2051 Comfort	CT 2051 Comfort
Model classification ¹	7	7	7	7	7	7	7	7	7
Energy efficiency class									
Energy consumption in 365 days	339.5 kWh	197 kWh	266 kWh	248 kWh	244 kWh	229 kWh	229 kWh	211 kWh	211 kWh
Total net capacity	413 litre	307 litre	307 litre	276 litre	269 litre	235 litre	235 litre	194 litre	194 litre
Fridge compartment	329 litre	236 litre	236 litre	217 litre	217 litre	183 litre	183 litre	152 litre	152 litre
Freezer compartment	84 litre	71 litre	71 litre	59 litre	52 litre	52 litre	52 litre	42 litre	42 litre
Star coding ²									
Storage time during malfunctions	21 h	30 h	30 h	30 h	20 h	20 h	20 h	18 h	18 h
Freezing capacity in 24 hours	10 kg	6 kg	7 kg	7 kg	6 kg	6 kg	6 kg	6 kg	6 kg
Climate rating ³	SN-T	SN-T	SN-ST	SN-ST	SN-ST	SN-ST	SN-ST	SN-ST	SN-ST
Voltage	220-240 V	220-240 V	220-240 V	220-240 V	220-240 V	220-240 V	220-240 V	220-240 V	220-240 V
Connection rating	1.0 A	1.0 A	1.0 A	1.0 A	1.0 A	1.0 A	1.0 A	1.0 A	1.0 A
Fridge compartment									
Defrosting	Automatic	Automatic	Automatic	Automatic	Automatic	Automatic	Automatic	Automatic	Automatic
Forced air system	•	•	•	•	—	—	—	—	—
Interior light	light bulb	light bulb	light bulb	light bulb	light bulb	light bulb	light bulb	light bulb	light bulb
Bottle shelf	Bottle shelf	—	—	—	—	—	—	—	—
Door interior	GlassLine	Comfort GlassLine	Comfort GlassLine	Comfort GlassLine	Comfort GlassLine	Comfort GlassLine	Comfort GlassLine	Comfort GlassLine	Comfort GlassLine
VarioBox	•	—	—	—	—	—	—	—	—
Freezer compartment									
NoFrost / SmartFrost	NoFrost	SmartFrost	SmartFrost	SmartFrost	SmartFrost	SmartFrost	SmartFrost	SmartFrost	SmartFrost
Defrosting	Automatic	Manual	Manual	Manual	Manual	Manual	Manual	Manual	Manual
CoolPlus	—	—	—	—	•	•	•	•	•
Ice cube tray	•	•	•	•	•	•	•	•	•
Dimensions									
Height x Width	186 x 75 cm	169 x 60 cm	169 x 60 cm	155 x 60 cm	157 x 55 cm	142.5 x 55 cm	142.5 x 55 cm	123 x 55 cm	123 x 55 cm
Depth incl. distance from wall	63 cm	63 cm	63 cm	63 cm	62.9 cm	62.9 cm	62.9 cm	62.9 cm	62.9 cm
Features									
Slimline door handles with integrated opening mechanism	•	•	•	•	—	—	—	—	—
Electronic control	•	•	•	•	—	—	—	—	—
SmartSteel	•	•	—	•	—	•	—	•	—
Design	SwingLine	SwingLine	SwingLine	SwingLine	SwingLine	SwingLine	SwingLine	SwingLine	SwingLine

1 Model classification 7: Fridge-freezers (4-star freezer compartment)

2 freezer compartment with -18 °C or colder

3 Climate Ratings: SN +10 °C to +32 °C ST +16 °C to +38 °C
N +16 °C to +32 °C T +16 °C to +43 °C



Illustration:
Kes 4270

Upright fridges



Premium electronic control system

The elegant, high-precision MagicEye control unit featuring the innovative Touch-electronic control concept ensures that the selected temperatures are kept to the very degree wanted. The Touch-electronic control panel makes for easy and convenient control of all the functions.



Forced air system

The high performance forced air system ensures rapid cooling of food and an even temperature throughout the entire internal space. Door contact switches turn off the fan when the door is opened, which saves valuable energy and prevents warmer external air from entering the refrigerator.



Premium ceiling lighting

The elegant Premium ceiling lighting with satined glass cover is integrated in the ceiling to form a harmonious synthesis with the appliance design. It provides pleasant, bright lighting conditions, illuminating the entire interior with a high intensity of light.



GlassLine storage shelves

The elegant GlassLine storage shelves are tough, scratch resistant and easy-to-clean. The high quality stainless steel trims enhance the harmonious look of the fridge. The interior can be adapted to suit every need as the shelves are adjustable in height. One of the shelves is sectioned so that the front half can slide under the back half to quickly provide room for tall containers.



VarioBoxes

The removable VarioBoxes, designed for convenient storage, can be rearranged in the door interior to suit your requirements. VarioBoxes hang on a steel rod and are detachable.



Fruit/vegetable bin on telescopic rails

The transparent vegetable bins provide a clear view of the stored food and slide out effortlessly on the roller system. The roller plates integrated in the floor of the liner are easy to remove for cleaning.

Upright fridges

Electronic control system

- MagicEye control with Touch-electronic digital display (with Premium models)
- MagicEye with LED display (with Comfort models)
- Automatic SuperCool
- Audible door alarm (with Premium models)

Fridge compartment

- Forced air cooling
- GlassLine storage shelves - 1 sectioned with slide under half shelf option
- GlassLine storage racks with dividers (with Premium models)
- Comfort GlassLine door rack with glass shelf and plastic frame (with Comfort models)
- Egg tray
- Fruit and vegetable bin on telescopic rails

Features


- Reversible doors
- Easy defrosting with smooth and easy-to-clean interior
- Height adjustable feet at front, castors and handles at back
- Flush with wall and with front ventilation suitable for installation in a row of kitchen units



The **bottle shelf** is a practical and elegant answer for storing drinks. As many as five bottles can be chilled and compactly stored.




Models in the Comfort range now feature **Comfort GlassLine**: high quality glass shelving for the door interior. Comfort GlassLine comprises a robust satin finished safety glass shelf, railings and an elegant plastic surround. The can/bottle racks have a variably adjustable holder for secure storage.



Liebherr have now redefined energy saving with the innovative **A+** fridges. Use of the latest electronics combined with a highly efficient refrigerating system enables the energy consumption to be significantly reduced. This super energy-saving solution actively contributes to environmental conservation.



Upright fridges	
Total net capacity	Fridge compartment
Energy efficiency class (in 365 days)	
Climate rating	
Exterior dimensions in cm (h/w/d)	
Separately adjustable cooling circuits	
Finish	

Kes 4270 Premium	K 4220 Comfort	Kes 3670 Premium	K 3620 Comfort
  	  	  	  
385 litre	390 litre	340 litre	345 litre
 (148 kWh)	 (148 kWh)	 (142.3 kWh)	 (142.3 kWh)
SN-T	SN-T	SN-T	SN-T
185.2/60/63	185.2/60/63	165.5/60/63	165.5/60/63
1	1	1	1
stainless steel	white	stainless steel	white

Upright fridges

Electronic control system with 60 cm models

- MagicEye with LED display
- Automatic SuperCool function

Fridge compartment

- GlassLine storage shelves - 1 sectioned, with slide under half self option
- Comfort GlassLine door rack with glass shelf and plastic frame
- Egg tray
- Fruit and vegetable bins

Features

- Reversible doors
- Easy defrosting with smooth and easy-to-clean interior
- Height adjustable feet at front, castors and handles at back
- Flush with wall and with front ventilation suitable for installation in a row of kitchen units



The elegant **GlassLine interior** is tough, scratch resistant and easy-to-clean. The storage shelves are in satin finish glass. The attractive stainless steel trims enhance the overall harmonious look.



The **MagicEye control** on 60 cm models keeps the temperature at exactly the level you select. It is simple and convenient to use. The **SuperCool function** reduces the temperature of the fridge to +2°C for 6 hours. This is ideal if you want to chill fresh food quickly.



You can freeze fresh food and store frozen food for long periods in appliances with the **4-star freezer compartment**. Temperatures of -18°C and lower ensure food is stored preserving vitamins and minerals.



Upright fridges	
Total net capacity	Fridge compartment
	Freezer compartment
Energy efficiency class (in 365 days)	
Climate rating	
Exterior dimensions in cm (h/w/d)	
Separately adjustable cooling circuits	
Finish	

K 3120 Comfort		K 2734 Comfort		K 2620 Comfort		K 2330 Comfort	
							
305 litre		234 litre		256 litre		217 litre	
<A> (138 kWh)		<A> (226 kWh)		<A> (131 kWh)		<A> (124 kWh)	
SN-T		SN-ST		SN-T		SN-ST	
144.7/60/63.1		142/55/62.8		125/60/63.1		117.6/55/62.8	
1		1		1		1	
white		white		white		white	

Table-height fridges

Electronic control system

- MagicEye with digital display (Premium models)
- MagicEye with LED display (Comfort models)
- SuperCool function (Premium models)
- Time-controlled automatic SuperFrost for ❄️❄️❄️❄️-freezer compartment

Fridge compartment

- GlassLine storage shelves – (1 sectioned, with slide under half shelf option with Premium-models)
- Comfort GlassLine door rack with glass shelf and plastic frame (with Comfort models)
- Butter and cheese compartment with egg tray (Premium models)
- Fruit and vegetable bins

Features

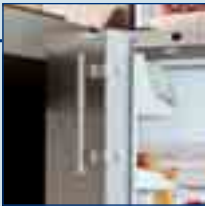
- Reversible doors
- Height adjustable feet at front
- Recessed condenser enabling flush-fit with wall
- Ergonomic slimline door handle



The **MagicEye control** on Premium models keeps the temperature at exactly the level you select. It is simple and convenient to use. The **SuperCool function** reduces the temperature of the fridge to +2°C for 6 hours. This is ideal if you want to chill fresh food quickly.



You can freeze fresh food and store frozen food for long periods in appliances with the **4-star freezer compartment**. Temperatures of -18°C and lower ensure food is stored preserving vitamins and minerals.



The **slimline door handle** is aesthetically pleasing and ergonomically designed for ease of opening.



Table-height fridges	KTPes 1750 Premium	KTPes 1554 Premium	KTP 1810 Comfort	KTP 1714 Comfort
Total net capacity	Fridge compartment Freezer compartment			
Energy efficiency class (in 365 days)				
Climate rating				
Exterior dimensions in cm (h/w/d)				
Separately adjustable cooling circuits				
Finish				

156 litre	119 litre	174 litre	133 litre
<A++ (84 kWh)	<A++ (127 kWh)	<A+ (120 kWh)	<A+ (188 kWh)
SN-ST	SN-ST	SN-ST	SN-ST
85/60/61	85/60/61	85/60/62.8	85/60/62.8
1	1	1	1
stainless steel	stainless steel	white	white

Table-height fridges

Fridge compartment

- GlassLine storage shelves
- Comfort GlassLine door rack with glass shelf and plastic frame
- Fruit and vegetable bins

Box fridge KX 1021

- Ice compartment with ice cube tray
- Grid shelf

Features

- Reversible doors
- Flush with wall
- Height adjustable feet at front
- Ergonomic slimline door handle
- Front ventilation, detachable top, suitable for installation under worktop and in a row of kitchen units (worktop must be ventilated)



The **CoolPlus function** reduces the temperature in the freezer compartment for several hours so that food can be frozen quickly and safely. This function also ensures that the temperature in the freezer compartment is kept constant in room temperatures as low as + 10°C.



Ergonomically designed, the extra deep transparent **vegetable compartments** are easy to clean and provide ample storage for fruit and vegetables.



Models in the Comfort range now feature **Comfort GlassLine**: high quality glass shelving for the door interior. Comfort GlassLine comprises a robust satin finished safety glass shelf, railings and an elegant plastic surround. The can/bottle racks have a variably adjustable holder for secure storage.



Table-height fridges	KT 1730 Comfort	KT 1534 Comfort	KT 1434 Comfort	KT 1430 Comfort	KX 1021 Comfort
Total net capacity	151 litre	117 litre	106 litre	137 litre	86 litre
Fridge compartment		18 litre	16 litre		6 litre
Freezer compartment					
Energy efficiency class (in 365 days)	<A> (153.3 kWh)	<A> (230 kWh)	<A> (226.3 kWh)	<A> (149.7 kWh)	<A> (146 kWh)
Climate rating	SN-ST	SN-ST	SN-ST	SN-ST	SN-ST
Exterior dimensions in cm (h/w/d)	85/55.4/62.3	85/55.4/62.3	85/50.1/62	85/50.1/62	63/55.1/62.3
Separately adjustable cooling circuits	1	1	1	1	1
Finish	white	white	white	white	white

Upright fridges



Type/model numbers	Kes 4270 Premium	K 4220 Comfort	Kes 3670 Premium	K 3620 Comfort	K 3120 Comfort	K 2734 Comfort	K 2620 Comfort	K 2330 Comfort
Model classification ¹	1	1	1	1	1	7	1	1
Energy efficiency class								
Energy consumption in 365 days	148 kWh	148 kWh	142.3 kWh	142.3 kWh	138 kWh	226 kWh	131 kWh	124 kWh
Total net capacity	385 litre	390 litre	340 litre	345 litre	305 litre	255 litre	256 litre	217 litre
Fridge compartment	385 litre	390 litre	340 litre	345 litre	305 litre	234 litre	256 litre	217 litre
Freezer compartment	—	—	—	—	—	21 litre	—	—
Star coding ²	—	—	—	—	—		—	—
Storage time during malfunctions	—	—	—	—	—	15 h	—	—
Freezing capacity in 24 hours	—	—	—	—	—	2 kg	—	—
Climate rating ³	SN-T	SN-T	SN-T	SN-T	SN-T	SN-ST	SN-T	SN-ST
Voltage	220-240 V	220-240 V	220-240 V	220-240 V	220-240 V	220-240 V	220-240 V	220-240 V
Connection rating	0.8 A	0.8 A	0.8 A	0.8 A	0.8 A	0.8 A	0.8 A	0.8 A
Fridge compartment								
Defrosting	Automatic	Automatic	Automatic	Automatic	Automatic	Automatic	Automatic	Automatic
Interior light	Premium	Comfort	Premium	Comfort	light bulb	light bulb	light bulb	light bulb
Forced air system	•	•	•	•	•	—	•	—
Bottle shelf	Bottle shelf	—	Bottle shelf	—	Bottle shelf	Bottle shelf	Bottle shelf	Bottle shelf
Automatic SuperCool function	•	•	•	•	•	—	•	—
Door interior	GlassLine	Comf. GlassLine	GlassLine	Comf. GlassLine	Comf. GlassLine	Comf. GlassLine	Comf. GlassLine	Comf. GlassLine
VarioBoxes	•	—	•	—	—	—	—	—
Freezer compartment								
Automatic SuperFrost function	—	—	—	—	—	—	—	—
CoolPlus	—	—	—	—	—	•	—	—
Type of appliance								
box/table height/upright appliance	— / — / •	— / — / •	— / — / •	— / — / •	— / — / •	— / — / •	— / — / •	— / — / •
under worktop	—	—	—	—	—	—	—	—
Dimensions								
Height x Width	185.2 x 60 cm	185.2 x 60 cm	165.5 x 60 cm	165.5 x 60 cm	144.7 x 60 cm	142 x 55 cm	125 x 60 cm	117.6 x 55 cm
Depth incl. distance from wall	63 cm	63 cm	63 cm	63 cm	63.1 cm	62.8 cm	63.1 cm	62.8 cm
Features								
Interface	HomeDialog-ready	—	HomeDialog-ready	—	—	—	—	—
Electronic control	•	•	•	•	•	—	•	—
Slimline door handles with integrated opening mechanism	•	•	•	•	•	—	•	—
SmartSteel	•	—	•	—	—	—	—	—
Design	SwingLine	SwingLine	SwingLine	SwingLine	SwingLine	SwingLine	SwingLine	SwingLine

Table-height fridges



KTPes 1750 Premium	KTPes 1554 Premium	KTP 1810 Comfort	KTP 1714 Comfort	KT 1730 Comfort	KT 1534 Comfort	KT 1434 Comfort	KT 1430 Comfort	KX 1021 Comfort
1	7	1	7	1	7	7	1	3
84 kWh	127 kWh	120 kWh	188 kWh	153.3 kWh	230 kWh	226.3 kWh	149.7 kWh	146 kWh
156 litre	137 litre	174 litre	151 litre	151 litre	135 litre	122 litre	137 litre	92 litre
156 litre	119 litre	174 litre	133 litre	151 litre	117 litre	106 litre	137 litre	86 litre
—	18 litre	—	18 litre	—	18 litre	16 litre	—	6 litre
—		—		—			—	—
—	17 h	—	10 h	—	10 h	10 h	—	—
—	2 kg	—	2 kg	—	2 kg	2 kg	—	—
SN-ST	SN-ST	SN-ST	SN-ST	SN-ST	SN-ST	SN-ST	SN-ST	SN-ST
220-240 V	220-240 V	220-240 V	220-240 V	220-240 V	220-240 V	220-240 V	220-240 V	220-240 V
0.8 A	0.8 A	0.8 A	0.8 A	0.8 A	0.8 A	0.8 A	0.8 A	0.8 A
Automatic								
Automatic	Automatic	Automatic	Automatic	Automatic	Automatic	Automatic	Automatic	Manual
light bulb	light bulb	light bulb	light bulb	light bulb	light bulb	light bulb	light bulb	light bulb
—	—	—	—	—	—	—	—	—
—	—	—	—	—	—	—	—	—
•	—	•	—	—	—	—	—	—
GlassLine	GlassLine	Comf. GlassLine	Comf. GlassLine	Comf. GlassLine	Comf. GlassLine	Comf. GlassLine	Comf. GlassLine	Comf. GlassLine
—	—	—	—	—	—	—	—	—
—								
—								
—	•	—	•	—	—	—	—	—
—	•	—	—	—	•	•	—	—
—								
— / • / —	— / • / —	— / • / —	— / • / —	— / • / —	— / • / —	— / • / —	— / • / —	• / — / —
—	—	—	—	•	•	•	•	—
—								
85 x 60 cm	85 x 60 cm	85 x 60 cm	85 x 60 cm	85 x 55.4 cm	85 x 55.4 cm	85 x 50.1 cm	85 x 50.1 cm	63 x 55.1 cm
61 cm	61 cm	62.8 cm	62.8 cm	62.3 cm	62.3 cm	62 cm	62 cm	62.3 cm
—								
—	—	—	—	—	—	—	—	—
•	•	•	•	—	—	—	—	—
—	—	—	—	—	—	—	—	—
—	—	—	—	—	—	—	—	—
HardLine	HardLine	SwingDesign	SwingDesign	SwingDesign	SwingDesign	SwingDesign	SwingDesign	SwingDesign

1

Model classification 1: Fridges
Model classification 3: Fridge-freezers (0-star freezer compartment)

Model classification 7: Fridge-freezers (4-star freezer compartment)

2

freezer compartment with -18 °C or colder
Manual defrosting

3

Climate Ratings:

SN

+10 °C to +32 °C

N

+16 °C to +32 °C

ST

+16 °C to +38 °C

T

+16 °C to +43 °C



Illustration:
SBSes 7273

Side-by-Side fridge-freezers

Large capacity food storage centers



The new BioFreshPlus technology

The separate BioFreshPlus electronic controls system enables you to control the temperatures to suit your food. Settings from -2°C to +6°C with different humidity settings enables you to store produce from fish to exotic fruits for longer.



NoFrost

Liebherr's NoFrost appliances provide expert refrigeration technology for securing long-term freshness. The food is frozen with chilled forced air and any humidity that is generated is quickly expelled. As a result, the freezer is free from ice and the food never frosts over. With NoFrost defrosting is a thing of the past.



Light columns

Unique to the PremiumPlus range of appliances are two LED light columns, integrated into either side of the interior. The special satin finish light cover creates a pleasant lighting atmosphere and provides uniform illumination of the interior.



IceCenter

The new IceCenter is a highlight for any kitchen, supplying ice cubes, crushed ice and chilled water, the IceCenter provides a myriad of options for serving cool drinks. The ice cubes and water are dispensed using the contact-sensitive paddles, which are lit by LED light either when in operation or optionally on a permanent basis.



SoftSystem

The SoftSystem ensures that the door closes gently even when fully loaded. The door automatically closes from an opening angle of approximately 45°.



Integrated bottle shelf

An innovative and unique detail is the integrated bottle shelf, as an alternative storage solution the glass shelf which is stored underneath the glass shelf can be used. Taller bottles can be stored in the door shelves which can be adjusted to give more height.

Side-by-Side fridge-freezers

Electronic control system

- LCD temperature display
- Quantity-controlled automatic SuperFrost
- Automatic SuperCool function
- Control lamps for mains, alarm, SuperCool, SuperFrost, FrostControl and Child Lock function
- Audible and visual temperature alarm
- Audible door alarm

Fridge compartment

- Forced air cooling
- GlassLine storage shelves – 1 sectioned, one half can slide underneath the other
- GlassLine storage racks with dividers

BioFreshPlus compartment

- Automatic defrosting, forced air cooling
- BioFreshPlus, adjustable temperature range -2° C for fish and seafood, 0° C for fruit, vegetables, meat and dairy products, +6° C for tropical fruits
- BioFresh-Safe on telescopic rails with adjustable humidity, for use as DrySafe or HydroSafe

NoFrost freezer compartment with IceCenter

- Forced air cooling
- FrostSafe system with completely enclosed, transparent drawers
- VarioSpace with removable drawers and intervening glass shelves

Features

- Stainless steel slimline door handle with integrated opening mechanism
- Flush with wall
- Height adjustable feet at front
- Castors at rear - adjustable from front



The new IceCenter from Liebherr is a highlight for any kitchen. Supplying ice cubes,

crushed ice and chilled water, the IceCenter provides a myriad of options for serving cool drinks. The ice cubes and water are dispensed using the contact-sensitive paddles, lit by LED light either when in operation or optionally on a permanent basis.



In the PremiumPlus appliances the BioFresh compartments have LED lighting, ensuring an ideal, clear view of the food stored inside. The LED lighting is elegantly integrated into the side wall for a flush finish.



Side-by-Side fridge-freezer

Total net capacity	Fridge compartment
	Including BioFresh compartment
	Freezer compartment
Energy efficiency class (in 365 days)	
Climate rating	
Exterior dimensions in cm (h/w/d)	
Separately adjustable cooling circuits	
Finish	

SBSes 7273 PremiumPlus



335 litre
111 litre
237 litre
460.6 kWh
SN-T
185.2/121/63
3
stainless steel

Electronic control system

- MagicEye with Touch-electronic digital display
- Quantity-controlled automatic SuperFrost
- Automatic SuperCool function
- Control lamps for mains, alarm, SuperCool, SuperFrost, FrostControl and Child Lock function
- Audible and visual temperature alarm
- Audible door alarm

Fridge compartment

- Forced air cooling
- GlassLine storage shelves – 1 sectioned, one half can slide underneath the other
- GlassLine storage racks with dividers
- Egg tray

BioFresh compartment

- Automatic defrosting, forced air cooling
- BioFresh-Safe on telescopic rails with adjustable humidity, for use as DrySafe or HydroSafe

NoFrost freezer compartment with IceMaker

- Forced air cooling
- FrostSafe system with completely enclosed, transparent drawers
- VarioSpace with removable drawers and glass intervening shelves

Wine storage compartment

- 2 independent temperature zones, each adjustable between + 5° C and +20° C
- Automatic defrosting
- Forced air cooling with 2 fans
- Internal dimmable LED lighting, with separate switch
- Fresh air supply via active charcoal filter
- Wooden shelves on pull-out telescopic rails
- Folding half shelf for angled storage
- Double glazed tinted glass door

Features

- Stainless steel slimline door handle with integrated opening mechanism
- Flush with wall
- Height adjustable feet at front
- Castors at rear - adjustable from front

Side-by-Side fridge-freezer

Total net capacity	Fridge compartment
	Including BioFresh compartment
	Freezer compartment
Wine storage compartment	
Energy efficiency class (in 365 days)	
Climate rating	
Exterior dimensions in cm (h/w/d)	
Separately adjustable cooling circuits	
Finish	



The IceMaker provides you with a constant supply of ice cubes for every occasion. Whether you

fancy a cold drink or you're having a big party, the IceMaker automatically keeps your supplies topped up.



Nearly all the stainless steel doors come with a SmartSteel surface. SmartSteel significantly

reduces the visibility of finger marks and, thanks to the high-quality finish of the stainless steel, is very easy to clean and far more scratch-resistant.



SBSes 7155 Premium



478 litre
117 litre
119 litre
128 litre
509 kWh
SN-T
185.2/121/63
4
stainless steel



91 cm-wide combined fridge-freezer with NoFrost	
Total net capacity	Fridge compartment Freezer compartment
Energy efficiency class (in 365 days)	
Climate rating	
Exterior dimensions in cm (h/w/d)	
Separately adjustable cooling circuits	
Finish	

CNes 6256 PremiumPlus			
			
			
380 litre			
116 litre			
 (391.3 kWh)			
SN-T			
203.9/91/61.5			
2			
stainless steel			



The new food centre CNes 6256



NoFrost

The professional NoFrost technology from Liebherr saves the chore of defrosting the appliance. The CNes 6256 NoFrost food centre from Liebherr is a highly energy efficient A+ rated appliance. The two pull-out freezer drawers are mounted on high-quality telescopic rails and can be effortlessly extended to provide a perfect view and ideal storage conditions.



Precision controls

The elegant MagicEye control system with the innovative, user-friendly Touch-electronic feature ensures that the temperature in the refrigerator compartment and freezer compartment is kept to exactly the degree chosen. All the functions can be simply and conveniently operated at the touch of a finger.



Automatic IceMaker

The automatic IceMaker from Liebherr provides perfect ice cubes for every occasion. Whether you fancy a quick drink or you're having a big party, the extra-large drawer holds an ample supply of ice cubes. An integrated water filter ensures perfect water quality at all times. The electronic display indicates when the water filter needs replacing.



LED lighting concept

The PremiumPlus interior features LED light columns integrated on either side of the compartment liner, ensuring that the interior is evenly bathed in light to create a unique and dramatic effect within the appliance. At the same time the light columns provide freedom for rearranging the glass shelves to suit your storage needs.



GlassLine equipment

The elegant, high quality GlassLine interior is adaptable to suit individual requirements. The extra-strong, satin finish shelves and door racks with solid aluminium trims are height adjustable. The door interior accommodates tall bottles and wide containers.



Convenience at all levels

The vegetable bins in the refrigerator compartment and the two pull-out freezer drawers are mounted on high-quality telescopic rails and can be effortlessly extended to provide a perfect view and ideal storage conditions. An LED ceiling light illuminates the interior and also improves the energy efficiency of the appliance.

Side-by-Side fridge-freezer

Electronic control system

- MagicEye with Touch-electronic digital temperature display
- Automatic SuperCool function
- Quantity-controlled automatic SuperFrost
- Control lamps for mains, alarm, SuperCool, SuperFrost, FrostControl and Child Lock function
- Audible and visual temperature alarm
- Audible door alarm

Fridge compartment

- Forced air cooling
- GlassLine storage shelves – 1 sectioned, with slide under half shelf option
- GlassLine storage racks with dividers
- Egg tray

BioFresh compartment

- Automatic defrosting, forced air cooling
- BioFresh Safe on telescopic rails with adjustable humidity, for use as DrySafe or HydroSafe

NoFrost freezer compartment

- Forced air cooling
- FrostSafe system with completely enclosed, transparent drawers
- VarioSpace with removable drawers and intervening glass shelves

Features

- Stainless steel slimline door handle with integrated opening mechanism
- Flush with wall
- Height adjustable feet at front
- Castors at rear - adjustable from front



The **BioFresh** drawers provide the perfect climate for keeping your food fresher for longer. With the

temperature maintained just above 0°C and an ideal humidity level, fruit, vegetables, meat and fish retain their healthy vitamins, their delicate flavour and their attractive appearance for up to three times longer.



The removable **VarioBoxes**, designed for convenient storage, can be rearranged in the door interior to suit your requirements. The VarioBoxes hang on a steel rod and are detachable.



Side-by-Side fridge-freezer

Total net capacity	Fridge compartment
	Including BioFresh compartment
	Freezer compartment
Energy efficiency class (in 365 days)	
Climate rating	
Exterior dimensions in cm (h/w/d)	
Separately adjustable cooling circuits	
Finish	

SBSes 7253 Premium



344 litre
117 litre
261 litre
⚡⚡⚡⚡ (482.9 kWh)
SN-T
185.2/121/63
2
stainless steel

Side-by-Side fridge-freezers and CNeS 6256



Type/model numbers	CNeS 6256 PremiumPlus	SBSes 7273 PremiumPlus	SBSes 7155 Premium	SBSes 7253 Premium
Model classification ¹	7	–	–	–
Energy efficiency class	<A	⚡⚡⚡	⚡⚡⚡	⚡⚡⚡
Energy consumption in 365 days	391.3 kWh	460.6 kWh	509 kWh	482.9 kWh
Total net capacity	496 litre	572 litre	597 litre	605 litre
Fridge compartment	380 litre	335 litre	478 litre	344 litre
Including BioFresh compartment	–	111 litre	117 litre	117 litre
Freezer compartment	116 litre	237 litre	119 litre	261 litre
Wine storage compartment	–	–	128 litre	–
Star coding ²	⚡⚡⚡⚡	⚡⚡⚡⚡	⚡⚡⚡⚡	⚡⚡⚡⚡
Storage time during malfunctions	21 h	43 h	31 h	43 h
Freezing capacity in 24 hours	10 kg	18 kg	14 kg	20 kg
Climate rating ³	SN-T	SN-T	SN-T	SN-T
Voltage	220-240 V	220-240 V	220-240 V	220-240 V
Connection rating	1.5 A	1.7 A	1.8 A	1.7 A
Fridge compartment				
Defrosting	Automatic	Automatic	Automatic	Automatic
Interior light	LED light column	LED light column	LED	LED
BioFresh-Safes	–	3	3	3
BioFreshPlus, adjustable	–	•	–	–
BioFresh light	–	LED	–	–
Bottle shelf	–	integrated, for variable use	integrated, for variable use	integrated, for variable use
Door interior	GlassLine	GlassLine	GlassLine	GlassLine
VarioBoxes	–	•	•	•
Freezer compartment				
Defrosting	Automatic	Automatic	Automatic	Automatic
Interior light	LED	LED	–	LED
Cold storage accumulators	–	2	2	2
Freezer tray	–	–	•	–
IceMaker/IceCenter SBSes 7273	fixed water connection ⁴	fixed water connection ⁴	fixed water connection ⁴	–
Ice cube capacity in 24 hours	1.3 kg	0.8 kg	0.8 kg	–
Ice cube stock	2.7 kg	1.5 kg	1.5 kg	–
Dimensions				
Height x Width	203.9 x 91 cm	185.2 x 121 cm	185.2 x 121 cm	185.2 x 121 cm
Depth incl. distance from wall	61.5 cm	63 cm	63 cm	63 cm
Features				
Interface	–	HomeDialog	HomeDialog-ready	HomeDialog-ready
SoftSystem / SmartSteel	– / –	• / •	• / •	– / •
Design	HardLine	SwingLine	SwingLine	SwingLine

1

Model classification 7: Fridge-freezer (4-star freezer compartment)

2

⚡⚡⚡⚡ freezer compartment with -18 °C or colder

3

Climate Ratings:

SN

+10 °C to +32 °C

N

+16 °C to +32 °C

ST

+16 °C to +38 °C

T

+16 °C to +43 °C

4

IceMaker - automatic ice-cube maker (can be switched off) with fixed water connection and solenoid valve (needs to be plumbed in)



Upright freezers



NoFrost

The NoFrost freezers from Liebherr provide professional quality freezing performance for safe, long-term freshness. Food is deep-frozen with chilled re-circulated air and any moisture is removed. With NoFrost technology you will never have to defrost your freezer again.



SuperFrost

The Automatic SuperFrost makes freezing a simple and energy-saving pleasure. It quickly reduces the temperature and creates the cold air required for vitamin-preserving freezing. As soon as the food is completely frozen the Automatic SuperFrost switches back to normal operating temperature and therefore saves energy.



Vario Energy-Saving Panel

If you don't require the entire freezer space for stocking up with frozen goods, unused drawers can be switched off with the optional Vario Energy-Saving Panel. Energy consumption can then be reduced again by up to 50%.



Transparent drawers

Attractively designed, the robust removable transparent drawers with an easy to clean interior provide ample storage and the best possible storage solution for frozen food.



VarioSpace

Freezer drawers and glass shelves can be removed. VarioSpace - the practical storage solutions for larger produce.



HomeDialog System

The HomeDialog system allows you to control a NoFrost premium freezer from the LCD display panel on your fridge-freezer. Interconnection is possible with the PowerLine Module, available as a chargeable optional extra (**HomeDialog-ready**). The only requirement is that the appliances are connected by the same electrical ring main.

NoFrost freezers

Electronic control system

- MagicEye with LED display (GN models)
- MagicEye with digital display (GNP 3376)
- Automatic SuperFrost function
- Control lamps for mains, alarm and SuperFrost
- Audible and visual temperature alarm
- Audible door alarm

NoFrost freezer

- Forced air cooling
- FrostSafe system with completely enclosed, transparent drawers (on smooth-running telescopic rails with GNP 3376)

Features

- Slimline door handle with integrated opening mechanism
- Reversible doors
- Flush with wall and with front ventilation, suitable for installation in a row of kitchen units
- Height adjustable feet at front



A special feature to the GNP range are the **telescopic rails**. The freezer drawers sit on telescopic rails, enabling the drawers to slide out without any weight shift inside. The drawers are removable and have integrated carrying handles. The shelves are made of safety glass and can be removed.



Fruit, berries, herbs and other delicate items can be easily frozen in the **Herb and Berry Tray**. This prevents goods from sticking together, maintains their proper form and makes it easier to divide into portions. Freeze packs and ice cube trays can also be easily stored here.



With **DuraFreeze** the freezer temperature is reduced to -28°C without any temperature fluctuations. Consequently, food can be stored for twice as long as at -18°C.

NoFrost freezers	
Total net capacity	Freezer compartment
Energy efficiency class (in 365 days)	
Climate rating	
Exterior dimensions in cm (h/w/d)	
Separately adjustable cooling circuits	
Finish	

GNP 3376 Premium	GN 3023 Comfort	GN 2723 Comfort	GN 2323 Comfort	GN 1923 Comfort
305 litre	224 litre	224 litre	188 litre	151 litre
(244.6 kWh)	(313.9 kWh)	(288.4 kWh)	(262.8 kWh)	(237.3 kWh)
SN-T	SN-T	SN-T	SN-T	SN-T
184.1/66/68.3	184.1/60/63	164.4/60/63	144.7/60/63	125/60/63
1	1	1	1	1
white	white	white	white	white



Illustration:
G 2713



Automatic SuperFrost makes freezing a simple and energy-saving pleasure. It quickly reduces the temperature and creates the cold air required for vitamin-preserving freezing. As soon as the food is completely frozen the **Automatic SuperFrost** switches back to normal operating temperature and therefore saves energy.



Freezer drawers and glass shelves can be removed. **VarioSpace** - the practical storage solutions for larger produce.



SmartFrost system. Liebherr's SmartFrost technology freezes food faster, reducing ice build up by 50%, making defrosting easier and quicker. With a smooth liner for easier cleaning.

Electronic control system

- MagicEye with LED display
- Time-controlled automatic SuperFrost
- Control lamps for mains and SuperFrost
- Audible and visual temperature alarm
- Audible door alarm

SmartFrost freezer

- Easy defrosting with smooth and easy-to-clean interior
- FrostSafe system with completely enclosed, transparent drawers

Features

- Reversible doors
- Slimline door handle
- Height adjustable feet at front
- Flush with wall and with front ventilation, suitable for installation in a row of kitchen units



SmartFrost freezers

Total net capacity	Freezer compartment
Energy efficiency class (in 365 days)	
Climate rating	
Exterior dimensions in cm (h/w/d)	
Separately adjustable cooling circuits	
Finish	

G 2713 Comfort



226 litre
<A> (262.8 kWh)
SN-T
164.4/60/63.2
1
white

G 2413 Comfort



192 litre
<A> (240.9 kWh)
SN-T
144.7/60/63.2
1
white

Table-height freezers with SmartFrost

Electronic control system with Premium table-height freezers

- Digital temperature display
- Time-controlled automatic SuperFrost function
- Control lamps for mains, SuperFrost, alarm, FrostControl and Child Lock function
- Audible and visual temperature alarm

Electronic control system with G 1221 and GX 821

- Time-controlled automatic SuperFrost
- Control lamps for mains, alarm and SuperFrost

SmartFrost freezer

- FrostSafe system with completely enclosed, transparent drawers
- Easy defrosting with smooth and easy-to-clean interior

Features

- Reversible doors
- Flush with wall and with front ventilation, suitable for installation in a row of kitchen units with Premium models
- Height adjustable feet at front



The **Automatic SuperFrost** with Premium table-height freezers makes freezing a simple and energy-saving task. It quickly reduces the temperature and in the process creates the cold air required for vitamin preserving freezing.



The **slimline door handle** is aesthetically pleasing and ergonomically designed for ease of opening.



Freezer drawers and glass shelves can be removed. **VarioSpace** - the practical storage solutions for larger produce.



Table-height freezers with SmartFrost	G 1221 Comfort	GPes 1466 Premium	GP 1466 Premium	GP 1366 Premium	GX 821 Comfort
		 	 	 	
Total net capacity Freezer compartment	98 litre	104 litre	104 litre	104 litre	69 litre
Energy efficiency class (in 365 days)	 (211.7 kWh)	 (135 kWh)	 (135 kWh)	 (189 kWh)	 (193 kWh)
Climate rating	SN-ST	SN-T	SN-T	SN-T	SN-T
Exterior dimensions in cm (h/w/d)	85/55.4/62.3	85/60.2/61	85/60/62.4	85/55.5/62.4	63/55.5/62.4
Separately adjustable cooling circuits	1	1	1	1	1
Finish	white	stainless steel	white	white	white



Type/model numbers	GNP 3376 Premium	GN 3023 Comfort	GN 2723 Comfort	GN 2323 Comfort	GN 1923 Comfort
Model classification ¹	8	8	8	8	8
Energy efficiency class					
Energy consumption in 365 days	244.6 kWh	313.9 kWh	288.4 kWh	262.8 kWh	237.3 kWh
Total net capacity	305 litre	261 litre	224 litre	188 litre	151 litre
Star coding ²					
Storage time during malfunctions	45 h	43 h	43 h	43 h	43 h
Freezing capacity in 24 hours	22 kg	20 kg	18 kg	16 kg	15 kg
Climate rating ³	SN-T	SN-T	SN-T	SN-T	SN-T
Voltage	220-240 V	220-230 V	220-240 V	220-240 V	220-240 V
Connection rating	0.9 A	0.9 A	0.9 A	0.9 A	0.9 A
Freezer compartment					
NoFrost / SmartFrost	NoFrost	NoFrost	NoFrost	NoFrost	NoFrost
Defrosting	Automatic	Automatic	Automatic	Automatic	Automatic
Interior light	light bulb	–	–	–	–
DuraFreeze function	•	–	–	–	–
VarioSpace	•	•	•	•	•
Cold storage accumulators	2	2	2	2	2
Freezer tray	–	–	–	–	–
Herb and berry tray	•	•	•	•	•
Type of appliance					
box/table height/upright appliance	– / – / •	– / – / •	– / – / •	– / – / •	– / – / •
Dimensions					
Height x Width	184.1 x 66 cm	184.1 x 60 cm	164.4 x 60 cm	144.7 x 60 cm	125 x 60 cm
Depth incl. distance from wall	68.3 cm	63 cm	63 cm	63 cm	63 cm
Features					
Interface	HomeDialog	–	–	–	–
Electronic control	•	•	•	•	•
Insulation plate available as accessory	•	•	•	•	•
Telescopic rails	•	–	–	–	–
Design	SwingDesign	SwingLine	SwingLine	SwingLine	SwingLine

G 2713 Comfort	G 2413 Comfort	G 1221 Comfort	GPes 1466 Premium	GP 1466 Premium	GP 1366 Premium	GX 821 Comfort
8	8	8	8	8	8	8
262.8 kWh	240.9 kWh	211.7 kWh	135 kWh	135 kWh	189 kWh	193 kWh
226 litre	192 litre	98 litre	104 litre	104 litre	104 litre	69 litre
28 h	26 h	26 h	30 h	30 h	26 h	18 h
22 kg	22 kg	11 kg	16 kg	16 kg	16 kg	8 kg
SN-T	SN-T	SN-ST	SN-T	SN-T	SN-T	SN-T
220-240 V	220-240 V	220-240 V	220-240 V	220-240 V	220-240 V	220-240 V
1.0 A	1.0 A	0.9 A	0.9 A	0.9 A	0.9 A	0.9 A
SmartFrost	SmartFrost	SmartFrost	SmartFrost	SmartFrost	SmartFrost	SmartFrost
Manual	Manual	Manual	Manual	Manual	Manual	Manual
–	–	–	–	–	–	–
–	–	–	–	–	–	–
•	•	•	•	•	•	•
2	2	–	2	2	2	–
•	•	–	–	–	–	–
–	–	–	–	–	–	–
– / – / •	– / – / •	– / • / –	– / • / –	– / • / –	– / • / –	• / – / –
164.4 x 60 cm	144.7 x 60 cm	85 x 55.4 cm	85 x 60.2 cm	85 x 60 cm	85 x 55.5 cm	63 x 55.5 cm
63.2 cm	63.2 cm	62.3 cm	61 cm	62.4 cm	62.4 cm	62.4 cm
–	–	–	–	–	–	–
•	•	•	•	•	•	•
–	–	–	–	–	–	–
–	–	–	–	–	–	–
SwingDesign	SwingDesign	SwingDesign	HardLine	SwingDesign	SwingDesign	SwingDesign

1 Model classification 8: Freezers


2 freezer compartment with -18 °C or colder

3 Climate Ratings: **SN** +10 °C to +32 °C **ST** +16 °C to +38 °C
N +16 °C to +32 °C **T** +16 °C to +43 °C

Chest freezers



Digital temperature display in chest handle
The digital temperature display in the handle allows for a quick and easy view of the current temperature within the freezer compartment (with GTP 2356).




Interior light
The bright interior light allows a clear view of all your stored products even in a low ambient lighting conditions. All Liebherr chest freezers are equipped with sturdy steel hinges, ensuring reliable opening of the lid. Thanks to the retaining springs, the lid conveniently stays open and keeps the tension when closing.



StopFrost.
This innovation has two distinct advantages: frosting up of the freezer and frozen food is reduced by over 70%, reducing the number of times you need to defrost the freezer. The StopFrost system prevents a vacuum from building up after the lid has been opened and closed.



Jointless foam insulation
The heat-exchange condenser is embedded in foam along the exterior wall, minimising vibration and promoting quieter operation. No condensation forms on the outside and the smooth outside walls are easy-to-clean.



Steel Hinges
All Liebherr chest freezers are equipped with sturdy steel hinges, ensuring reliable opening and closing of the lid. Thanks to the retaining springs, the lid is conveniently kept open and keeps the tension when closing.



Freezing chart
The freezing chart on the inner lid gives information on how long the different types of food can be kept in frozen storage.

Chest freezers

Electronic control system
with GTP 2356

- Digital temperature display in chest handle
- Quantity controlled automatic SuperFrost
- Control lamps for mains, alarm, SuperFrost, FrostControl and Child Lock
- Audible and visual temperature alarm
- Audible door alarm

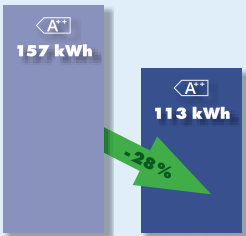
Mechanical control system
with GTS models

- Time-controlled automatic SuperFrost
- Control lamps for mains, SuperFrost and alarm


StopFrost freezer

- One piece, distortion-proof, pressed steel lid
- Condenser embedded in side walls
- Freezing chart on inner lid
- Dividing wall – also suitable for use as a water collection tray

Energy consumption
in 365 days



GTP 2226 GTP 2356



Steel Hinges

All Liebherr chest freezers are equipped with sturdy steel hinges, ensuring reliable opening and closing of the lid. Thanks to the retaining springs, the lid is conveniently kept open and keeps the tension when closing.



StopFrost.

This innovation has two distinct advantages: frosting over of the freezer and frozen food is reduced by 70%, reducing the number of times you need to defrost the freezer. The StopFrost system prevents a vacuum from building up after the lid has been opened and closed.



Jointless foam insulation

The heat-exchange condenser is embedded in foam along the exterior wall, minimising vibration and promoting quieter operation. No condensation forms on the outside and the smooth outside walls are easy-to-clean.



Chest freezers

Total net capacity	Freezer compartment
Energy efficiency class (in 365 days)	
Climate rating	
Exterior dimensions in cm (h/w/d)	
Number of baskets	
Finish	

GTP 2356 Premium



195 litre
(113 kWh)
SN-T
91.7/113.2/76
3
white

GTS 6112



572 litre
(408 kWh)
SN-T
91.7/164.7/80.9
3
white

GTS 4912



461 litre
(354.1 kWh)
SN-T
91.7/137.2/80.9
2
white
not illustrated

GTS 3612



334 litre
(288.4 kWh)
SN-T
91.7/113.2/76
2
white

GTS 3012



284 litre
(262.8 kWh)
SN-T
91.7/99.8/76
2
white

GTS 2612



242 litre
(237.3 kWh)
SN-T
91.7/87.2/76
2
white
not illustrated

GTS 2112



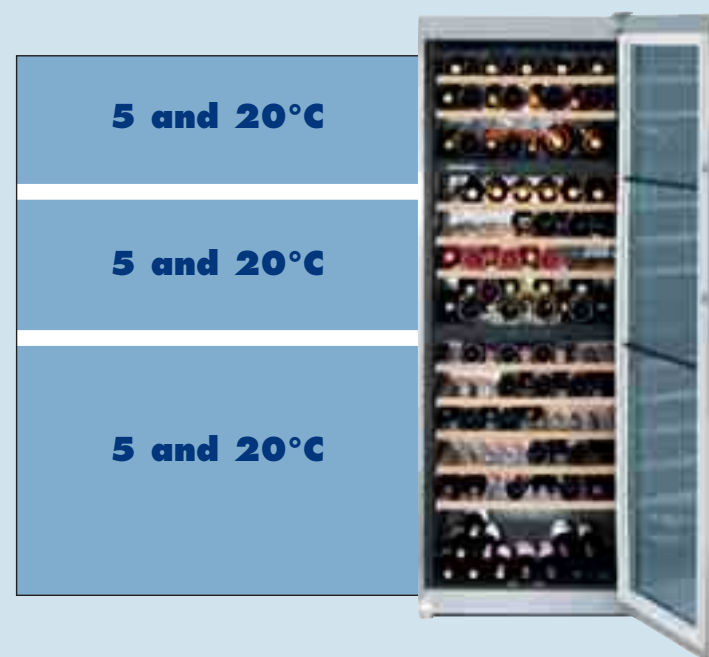
199 litre
(215.4 kWh)
SN-T
86.2/83.7/73
1
white

[illegible]



Multi-temperature wine cabinets

The Vinidor series optimally combines the advantages of wine storage cabinets and multi-temperature wine cabinets in one appliance. This series offers two or three wine zones in which the temperature can be set separately for each zone to exact degrees. These appliances also ensure optimum temperature setting options when large amounts of wine need to be stored for long periods.



The solid **wooden pull-out shelves** offer convenient access to bottles. Charcoal air filtration, low vibration and a quiet compressor help to create the perfect environment for wine storage.



The **LED lighting** in the wine cooling compartments can be dimmed to a pleasant ambient light inside the appliance. All Vinidor appliances are equipped with this innovative no-heat LED lighting concept.

Wine storage cabinets

Wine storage cabinets are the ideal choice for storing large quantities of wine for longer periods. These appliances are also perfect for keeping wine, ready to drink at optimum drinking temperatures. The set temperature is kept constant and even throughout the cabinet.



The **lever handle** in the GrandCru range is ergonomically adapted to the respective door height. This practical door handle, with integrated opening mechanism, allows the door of the appliance to be opened conveniently with a minimum of effort.



The wine storage cabinets of the GrandCru range are equipped with an accurate **electronic control system** with digital temperature display. With this control system the temperatures can be set to the degree required in the range of 5 °C to 20 °C. The Vinothek range can be set between 5 °C and 20 °C using a rotary control button.



Type/model numbers	WTes 4677 Vinidor	WT 4677 Vinidor	WTes 4177 GrandCru	WT 4177 GrandCru	WT 4127 Vinothek	WT 4126 Vinothek	WTes 1753 Vinidor	WK 6476 GrandCru	WK 4677 GrandCru	WKes 4177 GrandCru	WK 4177 GrandCru	WK 4127 Vinothek	WK 4126 Vinothek	WK 2926 Vinothek	WK 1802 Vinothek	WKes 653 GrandCru	ZKes 453 Humidor
Energy consumption in 365 days	332 kWh	332 kWh	273 kWh	273 kWh	273 kWh	204 kWh	220 kWh	194.2 kWh	204 kWh	178 kWh	178 kWh	178 kWh	160 kWh	153 kWh	292 kWh	146 kWh	185 kWh
Total net capacity	379 litre	379 litre	394 litre	394 litre	394 litre	386 litre	135 litre	625 litre	444 litre	386 litre	386 litre	386 litre	376 litre	268 litre	168 litre	47 litre	39 litre
Max. No. of Bordeaux bottles 0.75 Ltr ¹	143	143	173	173	173	182	40	312	187	162	162	162	168	119	68	12	–
Climate rating ²	SN-ST	SN-ST	SN-ST	SN-ST	SN-ST	SN-ST	SN-ST	SN-T	SN-ST	SN-ST	SN-ST	SN-ST	SN-T	SN-T	N-ST	SN	N
Voltage	220-240 V	220-240 V	220-240 V	220-240 V	220-240 V	220-240 V	220-240 V	220-240 V	220-240 V	220-240 V	220-240 V	220-240 V	220-240 V	220-240 V	220-240 V	220-240 V	230-240 V
Connection rating	2.0 A	2.0 A	1.2 A	1.2 A	1.2 A	1.0 A	0.9 A	2.0 A	1.2 A	1.2 A	1.2 A	1.2 A	1.0 A	1.0 A	1.0 A	0.5 A	0.5 A
Wine storage compartment																	
Defrosting	Automatic	Automatic	Automatic	Automatic	Automatic	Automatic	Automatic	Automatic	Automatic	Automatic	Automatic	Automatic	Automatic	Automatic	Automatic	Automatic	Automatic
Temperature zones	3	3	6	6	6	6	2	1	1	1	1	1	1	1	1	1	1
Temperature range	+5°C to +20°C	+5°C to +20°C	+5°C to +18°C	+5°C to +18°C	+5°C to +18°C	+5°C to +18°C	+5°C to +20°C	+5°C to +20°C	+5°C to +20°C	+5°C to +20°C	+5°C to +20°C	+5°C to +20°C	+5°C to +20°C	+5°C to +20°C	+5°C to +20°C	+5°C to +20°C	+16°C to +20°C
Sep. adjustable cooling circuits	3	3	1	1	1	1	2	1	1	1	1	1	1	1	1	1	1
Door	tin. glazed door	tin. glazed door	tin. glazed door	tin. glazed door	tin. glazed door	steel	tin. glazed door	steel	tin. glazed door	tin. glazed door	tin. glazed door	tin. glazed door	steel	steel	tin. glazed door	glazed door	glazed door
Colour	stainless steel	tinto	stainless steel	tinto	tinto	tinto	stainless steel	tinto	tinto	stainless steel	tinto	tinto	tinto	tinto	tinto	stainless steel	stainless steel
Slimline door handles with integrated opening mechanism	•	•	•	•	–	–	–	•	•	•	•	–	–	–	–	–	–
Interior light	•	•	•	•	•	–	•	•	•	•	•	•	–	–	•	•	•
Electronic control	•	•	•	•	–	–	•	•	•	•	•	–	–	–	–	•	•
Temperature display	internal digital	internal digital	internal digital	internal digital	–	–	internal digital	digital	internal digital	internal digital	internal digital	internal digital	digital	digital	analog	internal digital	internal digital
Child proof function	•	•	•	•	–	–	•	•	•	•	•	–	–	–	–	•	•
Fault: warning signal	vis. and audible	vis. and audible	vis. and audible	vis. and audible	–	–	vis. and audible	vis. and audible	vis. and audible	vis. and audible	vis. and audible	vis. and audible	vis. and audible	vis. and audible	vis. and audible	vis. and audible	vis. and audible
Door open: warning signal	audible	audible	audible	audible	–	–	audible	audible	audible	audible	audible	audible	audible	audible	audible	audible	audible
Dimensions																	
Height x Width	185.5 x 66 cm	185.5 x 66 cm	165.8 x 66 cm	165.8 x 66 cm	165.8 x 66 cm	164.4 x 66 cm	85 x 59.7 cm	193 x 74.7 cm	185.5 x 66 cm	165.8 x 66 cm	165.8 x 66 cm	165.8 x 66 cm	164.4 x 66 cm	125 x 66 cm	88.9 x 60 cm	61.2 x 42.5 cm	61.2 x 42.5 cm
Depth incl. distance from wall	67.1 cm	67.1 cm	67.1 cm	67.1 cm	67.1 cm	67.1 cm	58.6 cm	78.6 cm	67.1 cm	67.1 cm	67.1 cm	67.1 cm	67.1 cm	67.1 cm	60.5 cm	47.8 cm	47.8 cm
Features																	
Interface	–	–	HomeDialog-ready	HomeDialog-ready	–	–	–	HomeDialog-ready	HomeDialog-ready	HomeDialog-ready	HomeDialog-ready	HomeDialog-ready	–	–	–	–	–
Design	SwingLine	SwingLine	SwingLine	SwingLine	SwingLine	SwingLine	HardLine	SwingLine	SwingLine	SwingLine	SwingLine	SwingLine	SwingLine	SwingLine	SwingDesign	–	–
Shelf material	wooden shelf	wooden shelf	wooden shelf	wooden shelf	wooden shelf	wooden shelf	wooden shelf	wooden shelf	wooden shelf	wooden shelf	wooden shelf	wooden shelf	wooden shelf	wooden shelf	zincd rails	wooden shelf	spanish cedar
Storage shelves	13	13	6	6	6	6	6	7	7	6	6	6	6	4	4	3	2
Wooden pull-out shelves on telescopic rails	10	10	–	–	–	–	4	–	–	–	–	–	–	–	–	–	–
Showbox	–	–	–	–	–	–	–	–	–	–	–	–	–	–	–	1	2
Air humidity	–	–	–	–	–	–	–	–	–	–	–	–	–	–	–	–	68% to 75%
Activated charcoal filter	•	•	•	•	•	•	•	•	•	•	•	•	•	•	•	•	•
Lock	•	•	•	•	subsequently	subsequently	–	•	•	•	•	subsequently	subsequently	subsequently	•	•	•
Door hinges	right, reversible	right, reversible	right, reversible	right, reversible	right, reversible	right, reversible	right, reversible	right, reversible	right, reversible	right, reversible	right, reversible	right, reversible	right, reversible	right, reversible	right, reversible	right	right

1

DIN NORM Bordeaux bottles

2

Climate Ratings:

SN

+10 °C to +32 °C

ST

+16 °C to +38 °C

N

+16 °C to +32 °C

T

+16 °C to +43 °C