

## DISHWASHERS

A DISHWASHER IS CONSIDERED AN ESSENTIAL ITEM IN A MODERN KITCHEN. THE LATEST RANGE OF SMEG DISHWASHERS OFFER A COMPREHENSIVE CHOICE OF FEATURES.



### Style

Smeg has always been chosen for style as well as technology and the new dishwashers build on the "Smeg look". High quality stainless steel is of course the predominant material. The Finger-friendly stainless steel models display the beauty and appeal of this durable material to its fullest effect. Top of the range models also include baskets in stainless steel protected with a coating of Rilsan®: a detail of design which adds a marked touch of class.

### Range Options

The DF6FAB offers an interesting dimension to freestanding dishwashers by incorporating soft round curves reminiscent of 50's styling and such features as hidden controls to ensure child safety. The freestanding FAB dishwashers are available in eight different colours to match our FAB refrigeration range. The introduction of the built-in version of the FAB dishwashers DI6FAB, is new for 2009. These are available in 4 different colour options co-ordinating with the rest of the FAB range.

Further extending our range of integrated appliances is the DI912, a horizontal 90cm dishwasher with an ergonomic and innovative design enabling it to fit into either suspended or fitted kitchens.



### Electronic Display

An eye-catching feature of many models is the smart electronic display, clearly indicating which programmes have been selected. It keeps the user up-to-the-minute with the progress of the wash cycle, and provides information on many other aspects, including salt and rinse aid status.

### Wash times

Each model has a selection of programmes with wash times from as little as 38 minutes up to a much longer, but extremely energy efficient 180 minutes, however an average family wash is likely to take between 95 and 120 minutes, estimated at approximately 100 minutes.



### Co-ordinating Interior

The distinctive FAB dishwasher is available in eight colours and has an internal cutlery basket and racks to co-ordinate with the external casing. The FAB dishwasher will make a bold design statement in any kitchen, drawing attention for the first time to the humble but essential dishwasher and pushing it into the 21st century! The DF6FAB and DI6FAB are triple AAA rated appliances, with 14 place settings and offering a choice of 10 programmes and 5 wash temperatures. At only 42 dB the DF6FAB is also one of the quietest dishwashers on the UK market.



### Energy efficiency

The Energy Saving Trust has been set up to monitor companies, and register models that fully comply with the strict parameters set out by the Energy Efficiency Endorsement Scheme. Appliances can only be registered with the scheme if they meet the following parameters:-

- AAA Rated (Energy, Cleaning, Drying)
- 7 place settings with no more than 8 litres of water consumption per cycle
- 8 or 9 place settings with no more than 13 litres of water consumption per cycle
- 10 or more place settings with no more than 14 litres of water consumption per cycle
- Passive standby powers of less than 1.0kW

If all of these parameters are met, the Energy Savings logo can be displayed (shown on the left). For further information go to [www.est.org.uk/myhome/efficientproducts/](http://www.est.org.uk/myhome/efficientproducts/). All Smeg dishwasher are AAA rated, and many meet the strict requirements set above, and display the logo

Energy	
Manufacturer	Dishwasher <b>smeg</b>
Model	DF6FABR
More efficient	<b>A</b>
	<b>A</b>
	<b>B</b>
	<b>C</b>
	<b>D</b>
	<b>E</b>
	<b>F</b>
	<b>G</b>
Less efficient	
Energy Consumption kWh/cycle (based on test results for manufacturer's standard cycle using cold fill) <small>Actual consumption will depend on how the appliance is used.</small>	<b>1.08</b>
Cleaning Performance <small>A: higher G: lower</small>	<b>A</b> B C D E F G
Drying Performance <small>A: higher G: lower</small>	<b>A</b> B C D E F G
Standard Place Settings	14
Water Consumption l/cycle	15
Noise [dB(A) re 1 pW]	196002624.00
Further information is contained in product brochures.	
<small>Norm EN 50242 Dishwasher label Direttiva 97/17/CE</small>	

### Energy efficiency Class A

Low electricity consumption is guaranteed using the alternate wash system. Water is directed firstly towards the upper basket, then the lower basket. This efficient use of water means a lesser quantity can be used without compromising the wash quality, and of course less water requires less energy to heat it.

In order to achieve Energy Efficiency Class A, consumption must be no more than

- 14 litres water and 1.05kWh electricity for a 60cm 12 place setting model
- 15 litres water and 1.08kWh electricity for a 60cm 14 place setting model
- 13 litres water and 1.01kWh electricity for a 45cm 10 place setting model

### Washing performance Class A

The wash performance is the most important attribute of a dishwasher, and Smeg has ensured that every model in the range is rated Class A for washing. The alternate wash method, together with the Orbital system in the 60cm models and the Shuttle system in the top of the range 45cm models, maximises water distribution throughout the tank.

### Drying performance Class A

Drying is also key to the performance of a dishwasher and all our current range is rated A for drying. Acknowledged as the highest rating, AAA is only given to appliances which fully comply with the strict parameters set out in the European directives, offering best performance while respecting the environment.

### Orbital spray system


In the 60cm Smeg dishwashers the quality of the wash is enhanced by the unique Orbital Wash System.

This system consists of a double spray arm, with contra-action rotation, which distributes water evenly throughout the cavity. The spray arm jets are perfectly shaped to direct water with precision, ensuring an excellent quality of wash and a greatly reduced noise level.



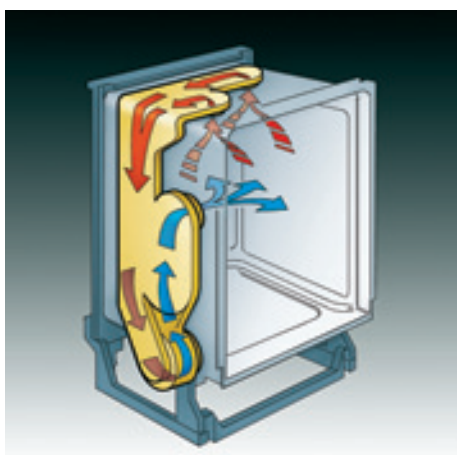
### Shuttle system

Because the 45cm dishwasher is rectangular rather than square, the normal spray arm does not adequately spray the front and the back of the machine. The "Shuttle system" patented by Smeg overcomes this problem shuttling the lower spray from front to back on a secondary supporting arm. This ensures optimum water distribution throughout. Like the Orbital System, the Shuttle System has revolutionized dishwashing, delivering excellent wash results whilst maintaining low consumption of water and energy.



### Condenser Drying System

The condenser drying system works by re-circulating the hot air through the tank: the air is sucked out through 2 openings at the top of the tank and re-enters via a side opening. Accurate stacking of the crockery ensures the best air movement. As steam leaves the tank it is condensed and drained away, leaving no need for a vent outlet at plinth level.



### Total Aquastop

In addition to the standard Aquastop protection some models have an electronic device fitted to the water intake hose, which monitors water levels in the machine, detects leaks in the hose and switches off the water supply immediately when necessary.



### Aquatest

An electronic infrared sensor measures the clarity of the incoming water. At pre-determined intervals the electronic board checks whether to continue with the pre-wash cycle or to move on to heat the water for the wash programme. Dishwashers with the Aquatest feature are able to keep consumption of water and energy to a minimum, depending on the degree of dirt on the dishes.



### Ultracleanse

When the Ultracleanse option is selected, the dishwasher performs a final 10 minute rinse at a special high temperature of 70°C, eliminating virtually all bacteria ensuring the highest possible standards of cleanliness.



### Finger-friendly stainless steel

The stainless steel material used for the exteriors of dishwashers has a finger-friendly finish to assist in maintaining the appliance in a pristine condition.



### Save+

Using an alternative drying system and a new, more efficient washing cycle, the Save+ option is able to obtain a 10% reduction on energy consumption, compared to a standard A class dishwasher. This option is available on selected 12 place setting models.



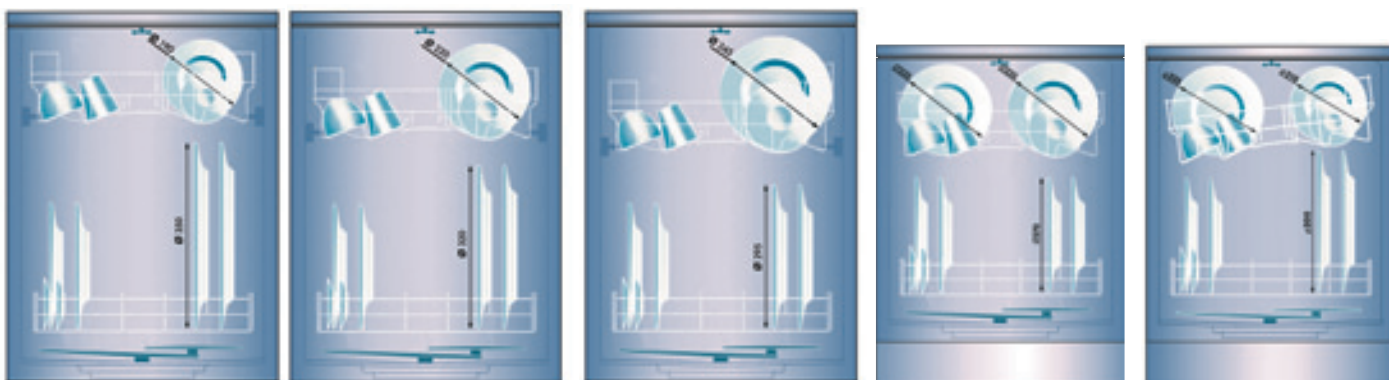
### Quick Time

Available for all washing programmes (pre-wash excluded) the Quick Time option should be selected together with a washing programme in order to reduce the length of the washing cycle up to 55%. By using higher temperatures together with an intense mechanical spray action, Quick Time is able to save valuable time.

### Selector for multi action tablets

Regardless of the type of detergent used, the wash cycle adjusts to give the best possible results every time.





### Extra height dishwashers

The 86cm height dishwasher offers the versatility of fitting larger diameter plates in the lower basket, it is possible to stack dishes up to 350mm in diameter, enough space for large dishes or saucepans. The extra height dishwasher has an upper basket with a 3-position facility, the diagrams above show the possible variations. The 86cm height allows a dishwasher of maximum capacity to be fitted into a standard 60cm appliance space in the kitchen.

### Flexible Baskets

Maximum flexibility has been achieved by innovative basket designs. 45cm models have 2-position height adjustable upper baskets, and in standard size 60cm models the upper basket can be tilted, so that plates of up to 30cm diameter can be loaded in the lower basket. Automatic tilting upper baskets can be adjusted at the touch of a button, while standard versions need to be adjusted manually.

### Easy glide movement

The baskets are very user friendly - some upper baskets can be simply tilted whilst loaded, and ball bearing rollers on baskets (of high specification machines) ensure an exceptionally smooth movement of the basket even when fully loaded.

### Load capacity: 14 place settings

The baskets have been designed to optimise loading and wash efficiency. They have an "open space" design exclusive to Smeg which accommodates the official international 14 place settings, including the stipulated additional bowls and other items.



### Load capacity: 10 place settings

Previous 45cm dishwashers have catered for 8 or maximum 9 place settings, but Smeg has introduced to the market 45cm models with 10 place settings.



### Noise levels

In depth research and attention to detail has enabled Smeg dishwashers to become exceptionally quiet. The motor and pump are mounted within the thermoplastic base and encased in special panels to absorb the noise and vibration. The result is that the noise level of the dishwasher can be as low as 42dB(A) re 1 pW.

## DF6FABVE

60CM 50's STYLE DISHWASHER

IN LIME GREEN

ENERGY RATING: AAA



14 place settings  
10 programmes  
5 temperatures (38° 45° 55° 65° 70°)

### 6 BUTTONS:

On/Off  
Half load in upper or lower basket  
Delay timer 9h  
Selector for multi action tablets  
Programme selector  
Extra programmes

### LIGHTS:

Salt  
Rinse aid  
On/Off

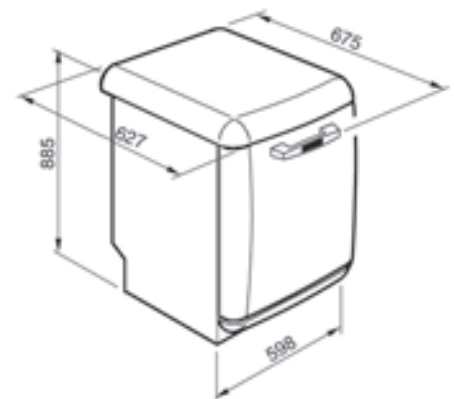
Orbital spray system  
Total aquastop  
Condenser drying  
Concealed heating element  
Maximum plate diameter: 30cm  
Average wash time approximately 100 mins  
Adjustable water softener  
Adjustable lower basket  
Self balancing door hinges  
Automatic tilting upper basket  
Easyglide st/steel baskets  
St/steel filter  
Colour co-ordinating cutlery basket and racks  
Aquatest

Bio programme EN50242  
Water: 15 litres  
Energy: 1.08kWh  
Energy efficiency A  
Washing performance A  
Drying performance: A  
Noise level 42dB(A) re 1 pW  
Nominal power: 1.90kW

### AVAILABLE IN THE FOLLOWING VERSIONS:

Lime Green  
Red  
Silver  
Black  
Cream  
Pastel Blue  
Orange  
Pink

**DF6FABVE**  
**DF6FABR**  
**DF6FABX**  
**DF6FABNE**  
**DF6FABP**  
**DF6FABAZ**  
**DF6FABO**  
**DF6FABRO**



NB: this dishwasher will not fit under a standard worktop. please check measurements carefully



**DF6FABR** Red



**DF6FABX** Silver



**DF6FABNE** Black



**DF6FABP** Cream



**DF6FABAZ** Pastel Blue



**DF6FABO** Orange



**DF6FABRO** Pink

## DF67

60CM DISHWASHER WITH HIDDEN CONTROLS IN  
FINGER-FRIENDLY ST/STEEL  
ENERGY RATING: AAA



14 place settings  
9 programmes  
4 temperatures (45° 55° 65° 70°)

6 BUTTONS:  
On/Off  
Half load in upper or lower basket  
Delay timer 9h  
Selector for multi action tablets  
Quicktime  
Programme selector

LIGHTS:  
Salt  
Rinse aid

Quick Time  
Orbital spray system  
Total aquastop  
Condenser drying  
Concealed heating element  
Maximum plate diameter: 30cm  
Average wash time approximately 100 mins  
Adjustable water softener  
Adjustable lower basket  
Self balancing door hinges  
Automatic tilting upper basket  
Easyglide st/steel baskets  
St/steel filter  
Aquatest  
Ultracleanse

Bio programme EN50242  
Water: 15 litres  
Energy: 1.08kWh  
Energy efficiency A  
Washing performance A  
Drying performance: A  
Noise level 47dB(A) re 1 pW  
Nominal power: 1.90kW



## DF6SPLUS

60CM DISHWASHER WITH FINGER-FRIENDLY  
ST/STEEL  
ENERGY RATING: AAA



12 place settings  
9 programmes, incl. Save+  
4 temperatures (45° 55° 65° 70°)

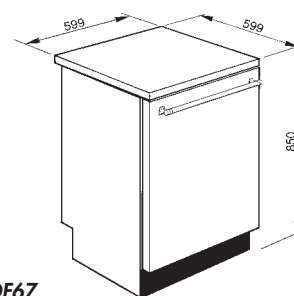
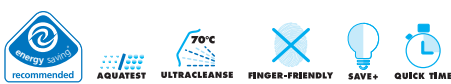
10 BUTTONS:  
On/Off  
Half load in upper or lower basket  
Delay timer 12h  
Selector for multi action tablets  
Start/pause  
Programme selector (5)

LIGHTS:  
On/Off  
Programme selection (5)

Electronic display shows options selected,  
salt & rinse aid requirements, length of  
programme and time left to end of cycle

Quick Time  
Save+  
Orbital spray system  
Total aquastop  
Air fan drying system  
Concealed heating element  
Maximum plate diameter: 30cm  
Average wash time approximately 100 mins  
Adjustable water softener  
Adjustable lower basket  
Self balancing door hinges  
Automatic tilting upper basket  
Easyglide graphite baskets  
St/steel filter  
Aquatest  
Ultracleanse

Bio programme EN50242  
Water: 12 litres  
Energy: 1.05kWh  
Energy efficiency A  
Washing performance A  
Drying performance: A  
Noise level 47dB(A) re 1 pW  
Nominal power: 1.90kW



DF67



DF6SPLUS

## DF612FAS

60CM DISHWASHER WITH FINGER FRIENDLY  
ST/STEEL DOOR AND FACIA  
ENERGY RATING: AAA



12 place settings  
9 programmes  
4 temperatures (45° 55° 65° 70°)

8 BUTTONS:  
On/Off  
Delay timer 3h, 6h, 9h  
Start/Pause  
Programme selector (5)

LIGHTS:  
Programme Progression  
Salt  
Rinse aid

Finger-friendly control panel and door with  
anodised sides and top

Quick Time  
Orbital spray system  
Partial aquastop  
Concealed heating element  
Maximum plate diameter: 30cm  
Average wash time approximately 100 mins  
Adjustable water softener  
Adjustable lower basket  
Self balancing door hinges  
Standard tilting upper basket  
Graphite baskets  
St/steel filter  
Ultracleanse

Eco programme EN50242  
Water: 14 litres  
Energy: 1.05kWh  
Energy efficiency A  
Washing performance A  
Drying performance A  
Noise level 51dB(A) re 1 pW  
Nominal power: 1.90kW



## DF612BL

60CM DISHWASHER IN BLACK  
ENERGY RATING: AAA



12 place settings  
9 programmes  
4 temperatures (45° 55° 65° 70°)

8 BUTTONS:  
On/Off  
Delay timer 3h, 6h, 9h  
Start/Pause  
Programme selector (5)

LIGHTS:  
Programme Progression  
Salt  
Rinse aid

Quick Time  
Orbital spray system  
Partial aquastop  
Concealed heating element  
Maximum plate diameter: 30cm  
Average wash time approximately 100 mins  
Adjustable water softener  
Adjustable lower basket  
Self balancing door hinges  
Standard tilting upper basket  
Graphite baskets  
St/steel filter  
Ultracleanse

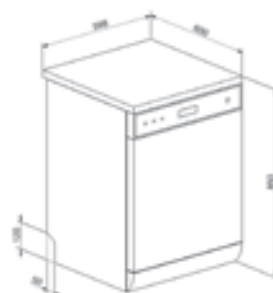
Eco programme EN50242  
Water: 14 litres  
Energy: 1.05 kWh  
Energy efficiency A  
Washing performance A  
Drying performance A  
Noise level 51dB(A) re 1 pW  
Nominal power: 1.90kW



ULTRACLEANSE

QUICK TIME

DF612FAS  
DF612BL





## DF612SI

60CM DISHWASHER IN SILVER  
ENERGY RATING: **AAA**



12 place settings  
5 programmes  
4 temperatures (45° 55° 65° 70°)

3 BUTTONS:  
On/Off  
Programme selector  
Start/pause

LIGHTS:  
Programme progression  
Salt  
Rinse aid

Orbital spray system  
Partial aquastop  
Concealed heating element  
Maximum plate diameter: 30cm  
Average wash time approximately 100 mins  
Adjustable water softener  
Self balancing door hinges  
Adjustable upper basket  
Graphite baskets  
Stainless steel filter

Bio programme EN50242  
Water: 17 litres  
Energy: 1.05kW/h  
Energy efficiency A  
Washing performance A  
Drying performance A  
Noise level 51dB(A) re 1 pW  
Nominal power: 1.90kW

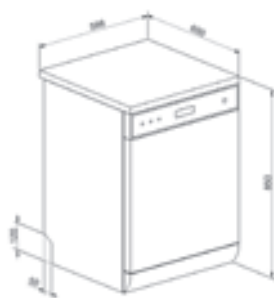


## DF612WE

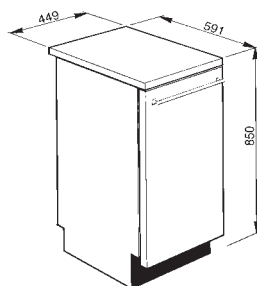
60CM DISHWASHER IN WHITE  
ENERGY RATING: **AAA**



Specification is the same as DF612SI, but in white



DF612SI  
DF612WE



DF41-7

## DF41-7

45CM DISHWASHER WITH FINGER-FRIENDLY ST/STEEL  
ENERGY RATING: **AAA**



10 place settings  
5 programmes  
4 temperatures (45° 55° 65° 70°)

4 BUTTONS:  
On/Off  
Delay timer 9h  
Selector for multi action tablets  
Programme selection

LIGHTS:  
Salt  
Rinse aid

Shuttle system  
Total aquastop  
Condenser drying  
Concealed heating element  
Maximum plate diameter: 30cm  
Average wash time approximately 100 mins  
Adjustable water softener  
Adjustable lower basket  
Adjustable upper basket  
Self balancing door hinges  
St/steel baskets  
St/steel filter  
Aquatest  
Ultracleanse

Eco programme EN50242  
Water: 13 litres  
Energy: 1.01kWh  
Energy efficiency A  
Washing performance A  
Drying performance: A  
Noise level 48dB(A) re 1 pW  
Nominal power: 1.90kW



## DF410SF7

45CM DISHWASHER WITH FINGER-FRIENDLY  
ST/STEEL

ENERGY RATING: AAA

## DF410BL1

45CM DISHWASHER, BLACK  
ENERGY RATING: AAA

## DF410W1

45CM DISHWASHER IN WHITE  
ENERGY RATING: AAA



10 place settings  
9 programmes, incl. quick wash  
5 temperatures (38° 45° 55° 65° 70°)

### 9 BUTTONS:

On/Off  
Delay timer 12h  
Selector for multi action tablets  
Programme selection (5)  
Start/pause

### LIGHTS:

On/Off  
Programme selection (5)  
Salt  
Rinse aid

Electronic display shows length of  
programme and time left to end of cycle

Shuttle system  
Total aquastop  
Concealed heating element  
Maximum plate diameter: 30cm  
Average wash time approximately 100 mins  
Adjustable water softener  
Adjustable lower basket  
Adjustable upper basket  
Self balancing door hinges  
Easyglide st/steel baskets  
St/steel filter  
Aquatest  
Ultracleanse

Bio programme EN50242  
Water: 13 litres  
Energy: 1.01kWh  
Energy efficiency A  
Washing performance A  
Drying performance: A  
Noise level 48dB(A) re 1 pW  
Nominal power: 1.90kW

Specification is the same as DF410SF7, but  
in black



AQUATEST



10 place settings  
5 programmes  
4 temperatures (45° 55° 65° 70°)

### 6 BUTTONS:

On/Off  
Programme selector (5)

### LIGHTS:

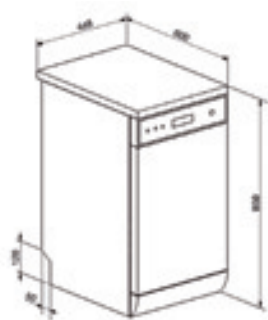
On/Off  
Programme progression  
Salt  
Rinse aid

Shuttle system  
Aquastop  
Concealed heating element  
Maximum plate diameter: 30cm  
Average wash time approximately 100 mins  
Adjustable water softener  
Adjustable lower basket  
Adjustable upper basket  
Self balancing door hinges  
Graphite baskets  
St/steel filter  
Ultracleanse

Eco programme EN50242  
Water: 13 litres  
Energy: 1.01kWh  
Energy efficiency A  
Washing performance A  
Drying performance: A  
Noise level 52dB(A) re 1 pW  
Nominal power: 1.90kW



DF410SF7  
DF410BL1  
DF410W1





BL4

## BL4

120CM AQUA CENTRE WITH FULLY INTEGRATED  
AAA RATED DISHWASHER



Sink dimensions 45cm x 40cm  
Bowl depth 18cm  
Drain outlet 3.5"  
Overflow  
Left hand drainer

Storage area beneath the sink  
Lower right hand drawer containing 3  
separate stainless steel boxes for sorting  
refuse collection

Integrated 60cm dishwasher:  
14 place settings  
10 programmes  
5 temperatures (38° 45° 55° 65° 70°)

6 BUTTONS:  
On/Off  
Delay timer 9h  
Selector for multi action tablets  
Additional programmes  
Half load in upper or lower basket  
Programmes

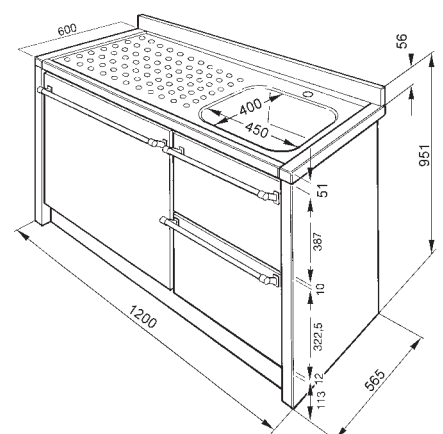
LIGHTS:  
Salt  
Rinse aid

Orbital spray system  
Total aquastop  
Condenser drying  
Concealed heating element  
Maximum plate diameter: 30cm  
Average wash time approximately 100 mins  
Adjustable water softener  
Adjustable lower basket  
Self balancing door hinges  
Automatic tilting upper basket  
Easyglide st/steel baskets  
St/steel filter  
Aquatest

Bio programme EN50242  
Water: 15 litres  
Energy: 1.08kWh  
Energy efficiency A  
Washing performance A  
Drying performance: A  
Noise level 45dB(A) re 1 pW  
Nominal power: 2.25kW

AVAILABLE IN THE FOLLOWING VERSIONS:

Sink on the right **BL4**  
Sink on the left **BL4S**





## DI6FABR

60CM 50's STYLE  
DISHWASHER IN RED  
ENERGY RATING: AAA



## DI6FABNE

60CM 50's STYLE  
DISHWASHER IN BLACK  
ENERGY RATING: AAA



## DI6FABRO

60CM 50's STYLE  
DISHWASHER IN PINK  
ENERGY RATING: AAA



14 place settings  
10 programmes  
5 temperatures (38° 45° 55° 65° 70°)

6 BUTTONS:  
On / Off  
Programme selector  
Half load in upper or lower basket  
Delay timer 9h  
Selector for multi action tablets  
Extra programmes

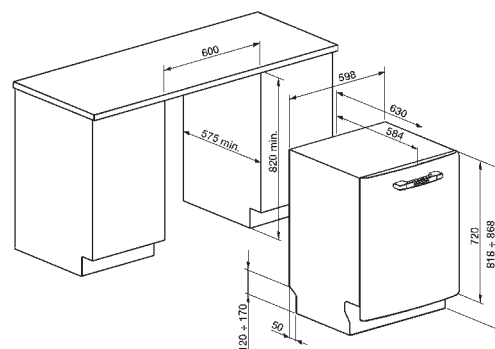
LIGHTS:  
Salt  
Rinse aid

Orbital spray system  
Total aquastop  
Condenser drying  
Concealed heating element  
Maximum plate diameter: 30cm  
Average wash time approximately 100mins  
Adjustable water softener  
Adjustable lower basket  
Automatic tilting upper basket  
Self balancing door hinges  
Easyglide st/steel baskets  
St/steel filter  
Colour co-ordinating cutlery basket and racks  
Aquatest

Bio programme EN50242  
Water: 15 litres  
Energy: 1.08kWh  
Energy efficiency A  
Washing performance A  
Drying performance A  
Noise level 43dB(A) re 1 pW  
Nominal power: 1.90kW

AVAILABLE IN THE FOLLOWING VERSIONS:

Cream **DI6FABP**  
Black **DI6FABNE**  
Red **DI6FABR**  
Pink **DI6FABRO**





DI6FABP

## DI61-7

60CM DISHWASHER WITH FINGER-FRIENDLY  
ST/STEEL DOOR AND HANDLE

ENERGY RATING: **AAA**



14 place settings  
10 programmes, incl. quick wash  
5 temperatures (38° 45° 55° 65° 70°)

### 6 BUTTONS:

On/Off  
Half load  
Delay timer 9h  
Selector for multi action tablets  
Programme selector  
Additional programmes

### LIGHTS:

Salt  
Rinse aid

Orbital spray system  
Total aquastop  
Condenser drying  
Concealed heating element  
Maximum plate diameter: 30cm  
Average wash time approximately 100 mins  
Adjustable water softener  
Self balancing door hinges  
Automatic tilting upper basket  
Easyglide st/steel baskets  
St/steel filter  
Aquatest  
Ultracleanse

Bio programme EN50242  
Water: 15 litres  
Energy: 1.08kWh  
Energy efficiency A  
Washing performance A  
Drying performance: A  
Noise level 45dB(A) re 1 pW  
Nominal power: 1.90kW



## DI614H

60CM MAXI HEIGHT FULLY INTEGRATED  
DISHWASHER

ENERGY RATING: **AAA**



14 place settings  
10 programmes, incl. quick wash  
5 temperatures (38° 45° 55° 65° 70°)

### 6 BUTTONS:

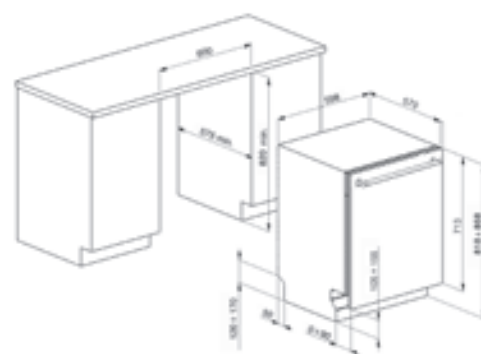
On/Off  
Delay timer 9h  
Selector for multi action tablets  
Additional programmes  
Half load  
Programmes

### LIGHTS:

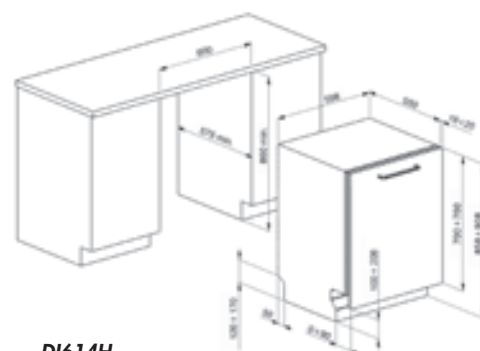
Salt  
Rinse aid

Orbital spray system  
Total aquastop  
Condenser drying  
Concealed heating element  
Maximum plate diameter: 35cm  
Average wash time approximately 100 mins  
Adjustable water softener  
Adjustable lower basket  
Self balancing door hinges  
3 position automatic upper basket  
Easyglide st/steel baskets  
St/steel filter  
Aquatest

Bio programme EN50242  
Water: 15 litres  
Energy: 1.08kWh  
Energy efficiency A  
Washing performance A  
Drying performance: A  
Noise level 47dB(A) re 1 pW  
Nominal power: 1.90kW



DI61-7



DI614H

## DI612SD

60CM FULLY INTEGRATED DISHWASHER

ENERGY RATING: **AAA**



12 place settings  
10 programmes  
5 temperatures (38°, 45°, 55°, 65°, 70°)

### 6 BUTTONS:

On/Off  
Programme selector  
Start/pause  
Delay timer  
Selector for multi action tablets  
Ultracleanse

### LIGHTS:

Salt  
Rinse aid

Orbital spray system  
Total aquastop  
Concealed heating element  
Maximum plate diameter: 30cm  
Average wash time approximately 100 mins  
Adjustable water softener  
Self balancing door hinges  
Adjustable lower basket  
Adjustable upper basket  
Graphite baskets  
Stainless steel filter

Bio programme EN50242

Water: 15 litres

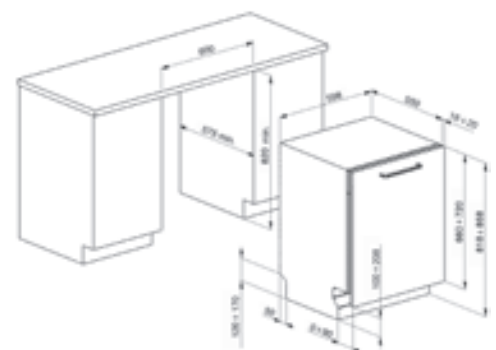
Energy: 1.05kW/h

Energy efficiency A

Washing performance A

Drying performance A

Noise level 49dB(A) re 1 pW





## DD612S7

60CM DRAWER LINE DISHWASHER WITH  
FINGER-FRIENDLY ST/STEEL  
ENERGY RATING: **AAA**



12 place settings  
9 programmes, incl. quick wash  
5 temperatures (38° 45° 55° 65° 70°)

### 9 BUTTONS:

On/Off  
Delay timer 3h,6h,9h  
Programme selection (5)  
Half load  
Start/pause

### LIGHTS:

On/Off  
Programme selection (5)  
Delay timer (3)  
Programme progression (4)  
Salt  
Rinse aid

Orbital spray system  
Total aquastop  
Concealed heating element  
Maximum plate diameter: 30cm  
Average wash time approximately 100 mins  
Adjustable water softener  
Adjustable lower basket  
Self balancing door hinges  
Automatic tilting upper basket  
Graphite baskets  
St/steel filter

Eco programme EN50242  
Water: 14 litres  
Energy: 1.05kWh  
Energy efficiency A  
Washing performance A  
Drying performance: A  
Noise level 45dB(A) re 1 pW  
Nominal power: 1.90kW



## DD410S7

45CM DRAWER LINE DISHWASHER WITH  
FINGER-FRIENDLY ST/STEEL  
ENERGY RATING: **AAA**



10 place settings  
5 programmes  
4 temperatures (45° 55° 65° 70°)

### 6 BUTTONS:

On/Off  
Programme selection (5)

### LIGHTS:

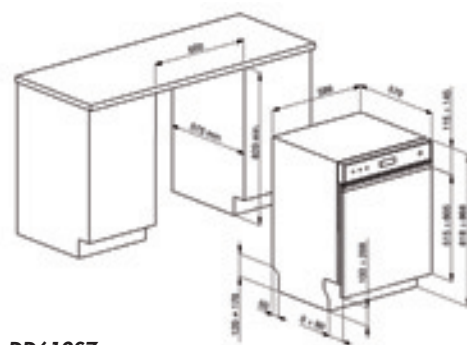
On/Off  
Programme selection (5)  
Salt  
Rinse aid  
Programme progression (4)

Shuttle system  
Total aquastop  
Concealed heating element  
Maximum plate diameter: 30cm  
Average wash time approximately 100 mins  
Adjustable water softener  
Adjustable lower basket  
Adjustable upper basket  
Self balancing door hinges  
Graphite baskets  
St/steel filter

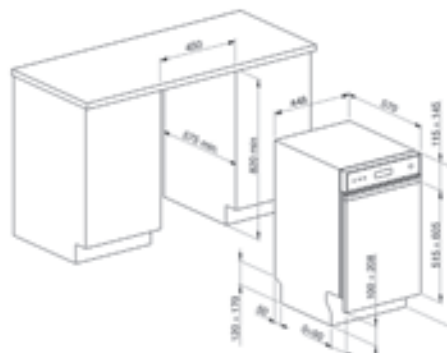
Eco programme EN50242  
Water: 13 litres  
Energy: 1.01kWh  
Energy efficiency A  
Washing performance A  
Drying performance: A  
Noise level 50dB(A) re 1 pW  
Nominal power: 1.90kW

### AVAILABLE IN THE FOLLOWING VERSIONS:

St/steel **DD410S7**  
White **DD410W1**



DD612S7



DD410S7

## DI41-7

45CM DISHWASHER WITH FINGER-FRIENDLY  
ST/STEEL DOOR AND HANDLE  
ENERGY RATING: **AAA**



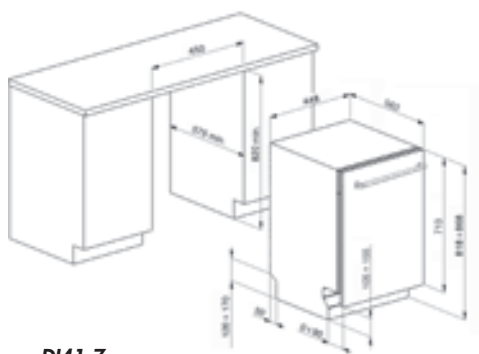
10 place settings  
5 programmes  
4 temperatures (45° 55° 65° 70°)

4 BUTTONS:  
On/Off  
Delay timer 9h  
Selector for multi action tablets  
Programme selector

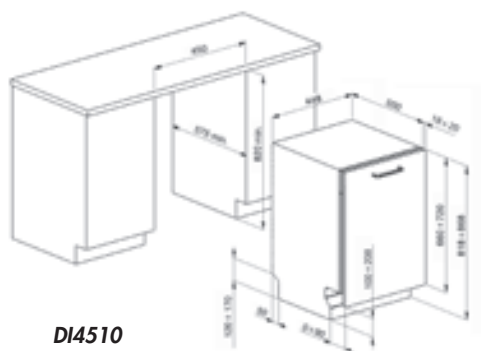
LIGHTS:  
Salt  
Rinse aid

Shuttle system  
Total aquastop  
Concealed heating element  
Maximum plate diameter: 30cm  
Average wash time approximately 100 mins  
Adjustable water softener  
Self balancing door hinges  
St/steel baskets  
St/steel filter  
Aquatest

Eco 55° programme EN50242  
Water: 13 litres  
Energy: 1.01kWh  
Washing performance A  
Drying performance A  
Noise level 48dB(A) re 1 pW  
Nominal power: 1.90kW



DI41-7



DI4510

## DI4510

45CM FULLY INTEGRATED DISHWASHER  
ENERGY RATING: **AAA**



10 place settings  
5 programmes  
4 temperatures (45° 55° 65° 70°)

3 BUTTONS:  
On/Off  
Delay timer 9h  
Programmes

LIGHTS:  
Programme indicator (5)  
Salt  
Rinse aid

Shuttle system  
Total aquastop  
Concealed heating element  
Maximum plate diameter: 30cm  
Average wash time approximately 100 mins  
Adjustable water softener  
Adjustable lower basket  
Adjustable upper basket  
Self balancing door hinges  
St/steel baskets  
St/steel filter  
Aquatest

Bio programme EN50242  
Water: 13 litres  
Energy: 1.01kWh  
Washing performance A  
Drying performance: A  
Noise level 46dB(A) re 1 pW  
Nominal power: 1.90kW



## A NEW CONCEPT IN WASHING

THE HORIZONTAL DISHWASHERS ARE PERFECTLY IN LINE WITH THE LATEST DESIGN TREND AND OFFERS THE IDEAL SOLUTION FOR FITTING A DISHWASHER INTO A SUSPENDED OR FITTED KITCHEN. THIS INNOVATIVE DESIGN COMBINES A STYLISH AND SOPHISTICATED APPEARANCE WITH EXCELLENT PERFORMANCE. USING ONLY THE LATEST TECHNOLOGY THIS DISHWASHER IS EASY TO INSTALL AND EFFORTLESS TO USE.

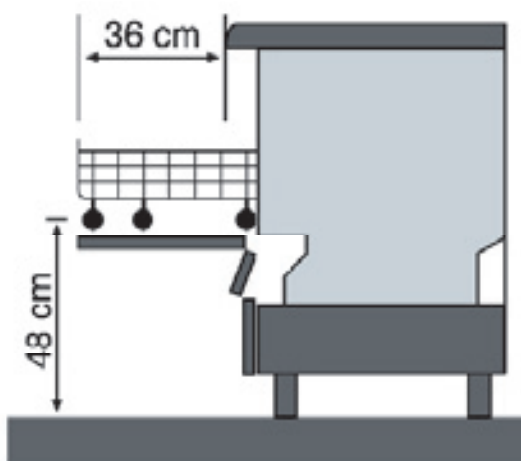


### “Additional Features”

Using clever technology this dishwasher boasts a number of additional features that make it stand out from the traditional models. The Rapid Power Wash option enables the dishwasher to complete a full 65° wash programme, including a rinse at 70° to achieve a residual dry in just 50 minutes. Another impressive feature is an interior light, which operates when the door is open. This lamp is both highly efficient and is low in energy consumption.

### Spray Arms

Incorporating the exclusive orbital wash system, the spray arms in the DI607 and the DI912 ensure that the spray, with increased power, reaches even the furthest point of the interior of the dishwasher. It is this technology that enables the new dishwasher to reach the highest level of energy efficiency, washing and drying performance.

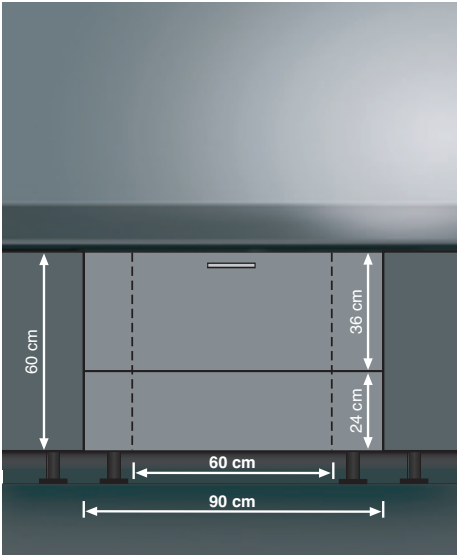


### Ergonomics


The appliance is easily loaded and unloaded from an upright position, due to the base of the machine being positioned higher than other traditional models. The interior has been designed to accommodate plates with a diameter of 32cm, and new plate height checkers found at the top of the cavity stop oversized items from fitting in the machine, and protect the upper spray arms from interference by tall articles. An exclusive anti-drip system is fitted to the front of the basket to prevent water from dripping from the basket as it is being extracted. By requiring only 36cm to open the door, this dishwasher also benefits from being an ideal space saver.

Installation Options

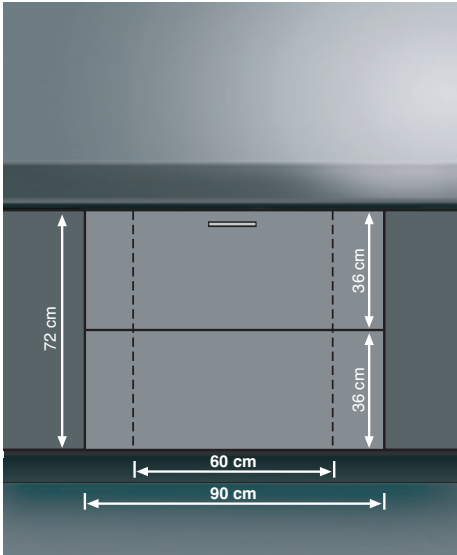
The versatility of the DI607 and DI912 is demonstrated by the provision of a variety of different installation options; it can be fitted in-column, under the counter, in suspended kitchen furniture, and into a standard 60cm oven unit. In a fitted kitchen it is possible to plan a storage drawer beneath the dishwasher, up to 18cm in height when fitted beneath a worktop, or even taller when fitted in-column, as shown in diagram 02, 04 & 05.




01



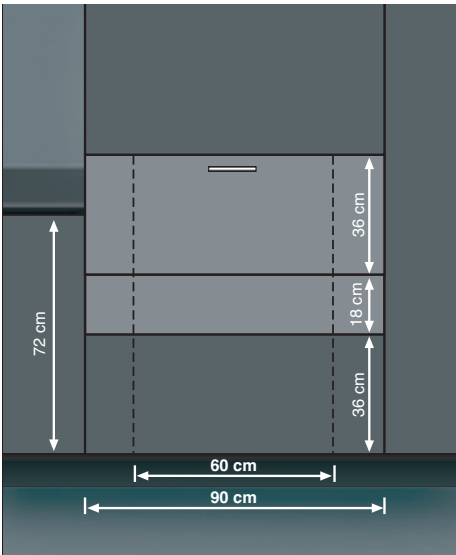
02



03



04




05

**01 to 04** - under-mounted installation options  
**03** - Two 36cm panels ensure maximum design continuity  
**02 & 04** - installation options to include either a 12cm or 18cm drawer beneath the dishwasher  
**05** - In-column installation option



## DI912

90CM FULLY INTEGRATED HORIZONTAL DISHWASHER  
ENERGY RATING AAA



12 place settings  
10 programmes. inc, new rapid power wash  
5 temperatures (38° 45° 55° 65° 70°)

6 BUTTONS:

On/Off

Programme selector

Delay timer

Selector for multi action tablets

Additional programmes

Intensive wash zone

LIGHTS:

Salt

Rinse aid

Double orbital wash system

Total aquastop with double sensor

(also remains active when the machine is on standby)

Concealed heating element

Maximum plate diameter: 32cm

Average wash time approximately 100 mins

Adjustable water softener

Easy door assembly

Easyglide stainless steel baskets with anti-drip device

Stainless steel filter

Aquatest

Interior light

Bio programme EN50242

Water: 14 litres

Energy: 1.05 kWh

Energy efficiency A

Washing performance A

Drying performance: A

Noise level 43dB(A) re 1 pW

Nominal power: 1.90kW



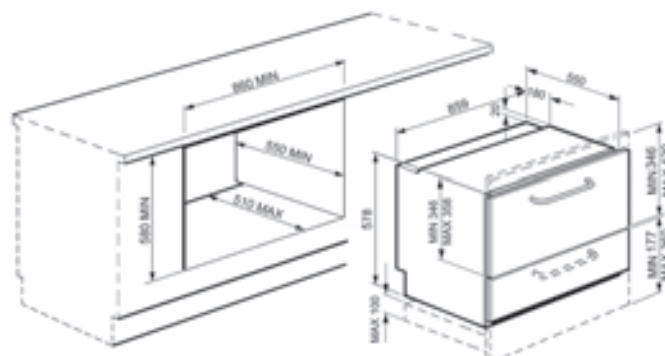
## KIT93636X

90CM ST/STEEL DOOR KIT FOR DI912  
2 X 36CM HEIGHT PANELS



## KIT93624X

90CM ST/STEEL DOOR KIT FOR DI912  
1 X 36CM UPPER DOOR HEIGHT & 1 X  
24CM LOWER DOOR HEIGHT





## DI607

60CM FULLY INTEGRATED HORIZONTAL DISHWASHER  
ENERGY RATING AAA



7 place settings  
10 programmes. inc, new rapid power wash  
5 temperatures (38° 45° 55° 65° 70°)

### 5 BUTTONS:

On/Off  
Delay timer 9h  
Selector for multi action tablets  
Programme selector  
Additional programmes

### LIGHTS:

Salt  
Rinse aid

Orbital spray system  
Total aquastop with double sensor (also remains active when the machine is in standby)  
Concealed heating element  
Accommodates plates of up to 32cm  
Average wash time approximately 100 mins  
Adjustable water softener  
Easy door assembly  
Easyglide adjustable stainless steel basket with anti-drip device  
Stainless steel filter  
Aquatest  
Interior light

Bio programme EN50242  
Water: 10 litres  
Energy: 0.69kWh  
Energy efficiency A  
Washing performance A  
Drying performance: A  
Noise level 43dB(A) re 1 pW  
Nominal power: 1.90kW



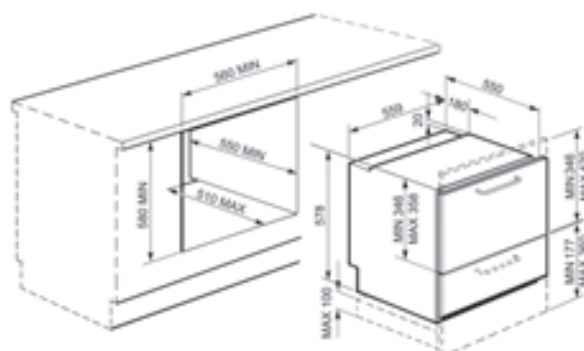
## KIT73636X

60CM ST/STEEL DOOR KIT FOR DI607  
2 X 36CM HEIGHT PANELS



## KIT73624X

60CM ST/STEEL DOOR KIT FOR DI607  
1 X 36CM UPPER DOOR HEIGHT & 1 X 24CM LOWER DOOR HEIGHT





DI607